



CITY OF MOOSE JAW
CITY CLERK'S DEPARTMENT
QUARTER 1: JANUARY 1, 2022 – MARCH 31, 2022

Highlights:	Comments:
Board of Revision	All 2021 decisions were finalized and issued on or before March 11, 2022. The parties have 30 days to appeal to the Saskatchewan Municipal board.
Saskatchewan Association of City Clerks (SACC) Meeting	The Saskatchewan Association of City Clerks (SACC) met in Swift Current (March 30 to April 1). The Association met with members of the Ministry of Government Relations for a one-day session. Topics raised were about the timing of municipal and provincial elections. The Association presented proposed changes to the Municipal Election Legislation to be more streamlined with the Province's Election Legislation.
2021 Mayoral By-Election Campaign Expenses	Mayoral candidates are to file their Campaign Expenses within four (4) months following the date of the election. As of March 3, 2022, all nine (9) of the mayoral candidates submitted their filings on time.
Destruction of Election Records	In March, the City Clerk's Office completed destruction of the November 3, 2021 By-election documents in accordance with legislation and the City's <u>Record Retention & Disposal Bylaw</u> .

Statistical Information:

Measurable Metrics	Current Quarter Reported	2022 Year Total Reported	2021 Year Total Reported
Bylaws Executed	5	5	27
Agreements Executed	50	50	216
Freedom of Information Requests Received and Completed	11	11	28
Records Digitally Archived	40	40	0

Items of Interest:

- As of March 7, 2022, the City Clerk's Office (branch of the Department of Legislative & Enforcement Services) is now fully staffed.

RFP/Tenders

- There were no RFP/Tenders issued for the Department of Legislative & Enforcement Services.



CITY OF MOOSE JAW
CITY MANAGER
QUARTER 1: JANUARY 1, 2022 – MARCH 31, 2022

Highlights:	Comments:
Long Term Planning	<p>Organizational renewal seeks to define roles and responsibilities as per the Project Charter summary:</p> <p><i>The Organizational Structure Renewal seeks to define the roles and responsibilities of each Department and their core lines of business. Each Department can focus on those core lines of business and seek to maximize services and resources by developing standard operational guidelines to define the service and service standards. This will enhance customer service by removing unnecessary steps or functions and centralizing a function in the Department best suited to provide that service. Hand in hand is the need to recognize internal customers (each other) and how critical teamwork is to meet our shared sense of purpose of service to all customers. The staff that perform the work are generally experts at their work and have an excellent perspective of what is required to be done and if processes can be improved. Their input will be sought and acted upon or, if not, advised as to why not. There is no end date contemplated as an organization has to be able to grow and adapt to meet rapidly changing conditions and environment. The COVID-19 Pandemic is a tremendous example of how the City of Moose Jaw was able to do that.</i></p> <p>Legislative services review.</p> <p>Creation of Legislative and Enforcement Services Department.</p> <p>Enhanced Enforcement</p> <p>Managed legal files in conjunction with Legal Assistant.</p> <p>Animal control files</p> <p>Planning & Development Review:</p> <p>Commenced review of Planning and Development – Building Inspections and Bylaw Enforcement.</p> <p>Information Technology Review:</p> <p>Information Technology pivoted to provide Business Analyst services and greater assistance with the ERP upgrade project.</p> <p>Service Standards, manuals, Standard Operational Guidelines continuously created and updated. (ongoing process)</p> <p>Administrative efficiencies being created – calls for service, accounts payable, invoices city-wide. (ongoing process)</p> <p>Process mapping – payroll.</p> <p>RFP for Standardized personal protective equipment - Vendor for vending machine for inventory has been chosen.</p> <p>SAMA/Board of Revision – worked with the Board/SAMA. Requested extensions to have roll completed.</p> <p>The second water crew is working and there are two vacant positions to fill. Water and wastewater certification courses were held at the start of Q4.</p> <p>Co-ordinate requests from Hillcrest Golf Course.</p> <p>Moose Jaw Warriors contract.</p>



CITY OF MOOSE JAW

CITY MANAGER

QUARTER 1: JANUARY 1, 2022 – MARCH 31, 2022

	Continued orientation with the Mayor.
Economic Development	<p>"Before you start, start here" campaign.</p> <p>Westheath school agreement and design.</p> <p>Moose Jaw Agri-Food Industrial Park. Met with companies regarding sales.</p> <p>Economic Development/Marketing Long Term Action Plan.</p> <p>Meet bi-weekly with the Economic Development Super committee.</p> <p>Attended meetings with potential developers and service providers regarding a variety of economic development opportunities.</p> <p>Great Plains Power Station proceeding as anchor tenant.</p> <p>Donald's Fine Foods expansion project. North 49 plant under renovation.</p> <p>Geothermal District Heating System proposal.</p> <p>SaskPolytech – new programs/partnership.</p> <p>Planning for 2022 construction in the Moose Jaw Agri-Food Industrial Park.</p> <p>New Economic Development Coordinator position started.</p> <p>Baildon Irrigation Co-operative.</p> <p>Caron/Mortlach Water Co-operative.</p> <p>Boundary development – meetings with RM of Moose Jaw and proponents.</p> <p>Strategic Plan annual report.</p> <p>University of Regina collaboration.</p> <p>Valley View – initial concept.</p>
Leadership/Human Resources/Customer Service	<p>Continued culture shift of service, accountability, and urgency.</p> <p>Continued to build team.</p> <p>Inquiries: 98% response rate for acknowledgements of inquiry received within 48 hours. 90% response rate for answer to inquiry within 48 hours.</p> <p>Continued to promote the Shared Sense of Purpose:</p> <p><i>We provide exceptional services to our customers and each other; taking ownership and pride in what we do!</i></p> <p><i>We are solution focused and ask "How can we help you?"</i></p> <p><i>We resolve issues with a sense of urgency in a positive manner.</i></p> <p><i>We have the courage to be innovative, try new ideas and suggestions and accept feedback.</i></p> <p><i>We create opportunities for others to succeed.</i></p> <p><i>We do not blame or make excuses.</i></p> <p><i>We leave negativity and egos at the door.</i></p> <p><i>We are in this together, we are TEAM.</i></p> <p>Long-Term Planning: Meeting with Indigenous groups to enhance/develop relationship. Supported continued engagement and relationship building.</p>



CITY OF MOOSE JAW

CITY MANAGER

QUARTER 1: JANUARY 1, 2022 – MARCH 31, 2022

	<p>Attended Cultural Committee meetings.</p> <p>Recruitment of vacant positions. City Solicitor/Director of Legislative and Enforcement Services started on February 28, 2022. Assistant City Solicitor started on April 6. Legal Counsel started on May 16, 2022.</p> <p>Employee engagement survey review and implementation.</p> <p>Homeless shelter meetings.</p> <p>Quality control reporting.</p> <p>Community Clean-Up campaign.</p> <p>Tax title property.</p> <p>Regular coffee meetings with Directors.</p> <p>Ukrainian supper fundraiser.</p> <p>Assisted community group Rally in the park.</p>
Budget/New Initiatives	<p>Purchasing and inventory.</p> <p>Water meter upgrades.</p> <p>Central operational guidelines.</p> <p>Bylaw Enforcement.</p> <p>Climate Response Plan.</p> <p>Director mandate letters. Objectives for upcoming period.</p> <p>Buffalo Pound Water Treatment Plant upgrade.</p> <p>Naming Rights campaign.</p> <p>Quality control – budget.</p> <p>SaskTix issues.</p> <p>Demonstration of software.</p>
Enterprise Resource Planning Project (ERP)	<p>Oversight and objectives – ERP System.</p> <p>Demonstration of software.</p> <p>Current Status:</p> <p>The following provides an overview of achievements related to the City-wide ERP project:</p> <p>Fully Implemented Modules</p> <p>Utility Billing</p> <p>Cash Handling</p> <p>Accounts Receivables</p> <p>Licensing (Dog & Business)</p> <p>Dynamics GP General Ledger</p> <p>Questica – Operating Budget</p> <p>Questica – Capital Budget</p> <p>Modules being Implemented</p> <p>Taxation – Awaiting Central Square to make program modifications</p>



CITY OF MOOSE JAW CITY MANAGER

QUARTER 1: JANUARY 1, 2022 – MARCH 31, 2022

Caseware – Financial Statement Preparation, nearing completion of 2020 financials
Ebiling – Electronic Billing, finalizing how email addresses will be collected
Virtual City Hall – Initial review of software capabilities underway

Modules pending Implementation

Business Central:

Purchasing/Inventory

Project Management/Job Costing

Inventory/Procurement

Fixed Assets

Reporting

Billable Accounts Receivable

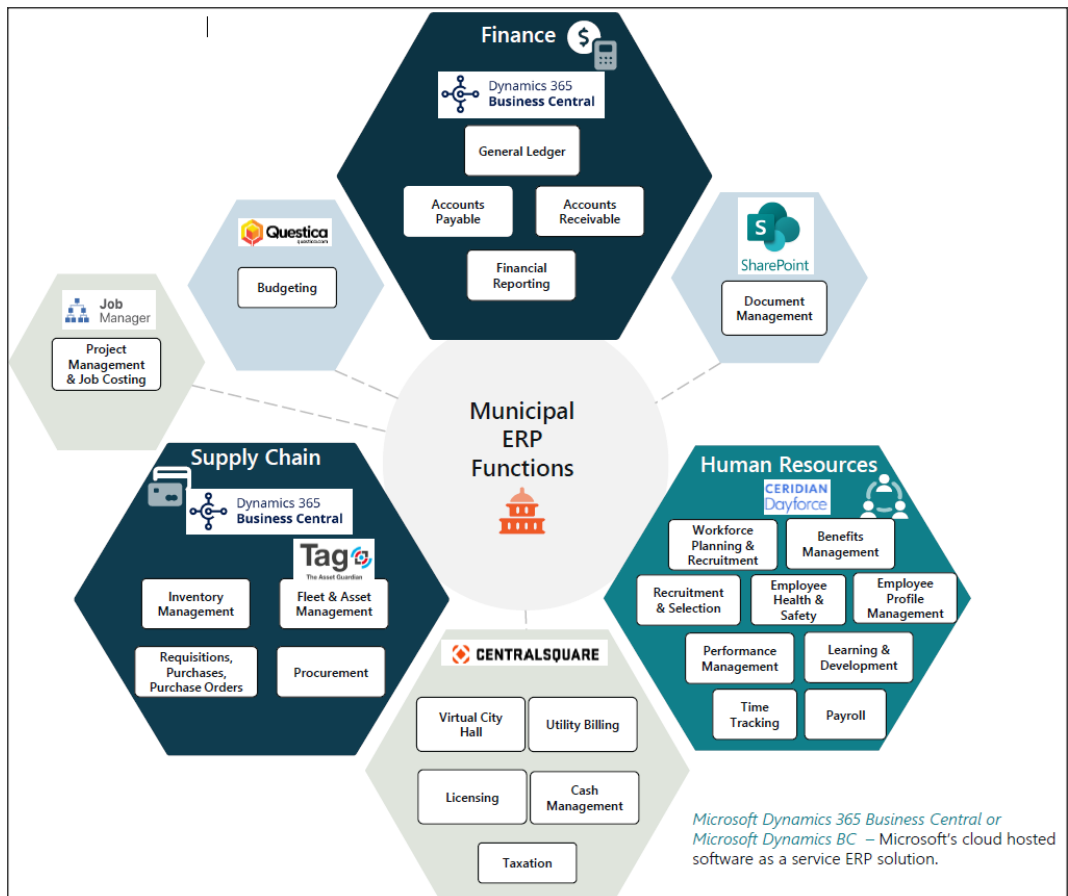
Cash Management

General Ledger

Accounts Payable

Future State – Business Central

Meyers Norris and Penny (MNP) Technology Division has completed a review of the City's current financial system state and provided recommendations on a future state below.





**CITY OF MOOSE JAW
CITY MANAGER**

QUARTER 1: JANUARY 1, 2022 – MARCH 31, 2022

On April 25, 2022, City Council approved MNP Digital's implementation proposal for Business Central. The City is currently in the process of executing the contract for implementation with MNP Digital and sourcing the required licensing. Once this is complete implementation will begin.

The City Manager approved the following expenditures between January 1 and March 31, 2022, all within authorized budgeted contingencies:

- Direct Award – Crescent Park Tennis Court Resurfacing - \$67,575.14 taxes included.
- Carry Forward of Grants and Contributions from 2021 to 2022 (Parks & Recreation). Total of \$164,344.08.



**CITY OF MOOSE JAW
COMMUNICATIONS
QUARTER 1: JANUARY 1, 2022 – MARCH 31, 2022**

Highlights:	Comments:
Good Neighbour Guide	Worked with Bylaw on "The Notorious Nine – Nine Ways to be a #NotoriouslyGood Neighbour" – to be released late Spring.
Economic Development Marketing	Working with Mgr. of Economic Development on 2022 Marketing Concept/Execution.
Moose Square Survey	Assisted Parks & Recreation with creation of survey about Moose Square Playground replacement.

Other Notable Activities this Quarter:

- Assisted HR with employee engagement content re: 2021 survey
- Assisted Engineering with resident communication engagement content re: 2022 water main replacement
- Created Narrow Streets video for MJFD

Statistical Information:

- Produced 20 videos for City's YouTube channel (combined between "Notorious Jawcast", City Council recaps and other relevant City content)

Tenders Issued: N/A



CITY OF MOOSE JAW
ENGINEERING DEPARTMENT
QUARTER 1: JANUARY 1, 2022 – MARCH 31, 2022

Highlights:	Comments:
OS12: Slumping Strategy	Slope Monitoring Program 2022-23 RFP is 95% complete and scheduled to be posted in Q2 2022.
TR1-Paved Roadways	The tender was posted on March 30, 2022 and will be closed on April 14, 2022.
TR2-Repair and Replacement of Sidewalks, Curbs, and Medians	The tender was posted on March 7, 2022 and closed on March 31, 2022. Bid evaluation is underway.
TR3 Traffic Control & Intersection Upgrades	2022 Request for Proposal (RFP) for engineering services posted February 18, 2022, closed March 10, 2022. Proposal evaluation is underway.
TR6: Structure Upgrades	Thunderbird Viaduct Rehabilitation Additional geotechnical work is required for determination of substructure work.
TR6: Structure Upgrades	Thunderbird Viaduct Repair Work for catcher-beam installation and deck exploration <ul style="list-style-type: none"> - Substantial Performance was obtained on February 16, 2022. - Deficiencies to be rectified in Q2 2022.
TR6: Structure Upgrades	Coteau St E Bridge <ul style="list-style-type: none"> - Design for Demolition is at Tendering stage. The structure was re-inspected in February 2022. Updated Condition Survey Report is in draft and under review.
S1: Brigham Road Sanitary Sewer Upgrades	This Project was awarded to KMS Construction Ltd., project kick off meeting will happen in early April and scheduled to be completed by June 30, 2022
S1: Sanitary Sewers – Dig Repairs, Lining and Assessment	2021 CCTV Inspection contract completed January 4, 2022.



CITY OF MOOSE JAW
ENGINEERING DEPARTMENT
QUARTER 1: JANUARY 1, 2022 – MARCH 31, 2022

S3: WWTP – Blower Replacement	Flyer Electric LP has commissioned 4/4 blowers. Material delivery issues for the phase line alarm are delaying project completion.
S4: Lift Stations – Crescent View Pump Station Optimization	AECOM has completed a draft of the Preliminary Design Report for a new pump station including grit removal and septage receiving.
S4: Lift Stations – Wellesley Park Lift Station	A new forcemain has been designed and crossing applications have been sent for approval to the Ministry of Highways and Infrastructure and Canadian National Railway. After the new forcemain installation the new lift station requires commissioning which is anticipated to completed Q2 2022.
SS1: Storm Sewers	Sunningdale Creek Hydraulic Improvements - Preliminary Design is 95% complete. Tender for construction is scheduled to be posted in Q2 2022.
SS1: Storm Outfalls	Engineering Services for this Project were awarded to CIMA+, project kick off meeting will happen in early April.
SW1: Solid Waste	Decommissioning and Reclamation Plan and ICIP Funding Application - Decommissioning and Reclamation Plan to be finalized in Q2 2022. ICIP Funding application is scheduled to be submitted in Q2 2022 (pending Council approval).
SW1: Solid Waste	Future Solid Waste Management Concept RFP was awarded to GHD on March 18, 2022.
WW4: Water Reservoir – Potable Water Reservoir Rehabilitation	AECOM is awaiting entry into the west chamber of High Service Reservoir (HSR) to carry out condition assessment. Reservoir entry will be coordinated with the HSR Pump Station project.
WW4: Water Reservoir – New High Service Pumphouse	All six (6) motors arrived on site. Performance testing of the new pumphouse is anticipated to be underway by Q2 2022.



CITY OF MOOSE JAW
ENGINEERING DEPARTMENT
QUARTER 1: JANUARY 1, 2022 – MARCH 31, 2022

WW9: Feeder Mains – Feeder Main Assessment	ISL has provided the final Feeder Mains Assessment report to the City on March 25, 2022.
WW10: Water Meters	This Project was awarded to Neptune Technology's Group, project kick off meeting will happen in early April. With an anticipated scheduled completion of 2024
WW17: Water Main Replacement	Request for Qualifications for Water Main Replacement Phase VII posted, closed, and respondents notified.
WW17: Water Main Replacement	Invitational tender sent out, closed March 24, 2022. Anticipated the construction contract award early April 2022.

Tenders/RFP's Awarded:

Tender/RFP Name	Name of Awarded Bidder	Award Amount (\$)	Available Budget (\$)
SW1: Engineering Services: Future Solid Waste Management Concept	GHD	\$212,339.45	\$774,500.00
S1: Construction Services: Brigham Road Sanitary Sewer Upgrades	KMS Construction	\$452,620	\$633,600
SS1: Engineering Services: Storm Outfalls Reconstruction	CIMA+	\$74,214.35	\$544,200
WW10: Water Meters	Neptune Technology's Group	\$5,551,991.78	\$6,571,000

Statistical Information:

- **TR6 Thunderbird Viaduct Repair Work**
 - Catcher-beam has been installed for redundancy in event of half-joint failure.
 - Deck testing and rebar inspection complete to further inform Thunderbird Viaduct Rehabilitation Design.



CITY OF MOOSE JAW
ENGINEERING DEPARTMENT
QUARTER 1: JANUARY 1, 2022 – MARCH 31, 2022

Items of Interest:

- **TR6 Thunderbird Viaduct Rehabilitation**
 - Additional Geotechnical Investigation is required to determine substructure work for rehabilitation.
 - **SS1 Sunningdale Creek Hydraulic Improvements**
 - Preliminary Design is 95% complete.
 - **WW17 Water Main Replacement**
 - saw an increase on bid prices, including ~25% to PVC water main installation
 - **S3 WWTP Blower Replacement**
 - Blower building now running on new equipment, allowing City to realize utility savings in electricity consumption with an estimated \$200,000 in annual savings.
-



**CITY OF MOOSE JAW
FIRE DEPARTMENT
QUARTER 1: JANUARY 1, 2022 – MARCH 31, 2022**

Highlights:	Comments:
Incidents	The three-year total number of Incidents was consistent through the year 2020-2022 for the first quarter.

2022 INCIDENT TYPE	1st Quarter	2nd Quarter	3rd Quarter	4th Quarter	YTD Total
False Alarms	70				70
Fire (Structure, Vehicle, Grass, Rubbish, etc.)	15				15
Cooking Incident	11				11
First Responder EMS	21				21
EMS Lift Assist	10				10
Hazmat	3				3
MVC	30				30
Carbon Monoxide, Other	2				2
Electrical	2				2
Rescue	3				3
Service Calls	17				17
TOTAL INCIDENTS	184	0	0	0	184



**CITY OF MOOSE JAW
FIRE DEPARTMENT
QUARTER 1: JANUARY 1, 2022 – MARCH 31, 2022**

Country Run Break Down (added into the statistical information on previous page):

2022 Country Runs	1 st Quarter	2 nd Quarter	3 rd Quarter	4 th Quarter
MVC's	9			
Vehicle Fires	1			
Structure Fires	3			
Grass Fires	1			
Crop Fires	0			
False Alarms	1			
Rescue	0			
Hazmat	1			
TOTAL COUNTRY RUNS	16			

3 Year 1st Quarter Comparison

INCIDENT TYPE	2020 1st Quarter	2021 1st Quarter	2022 1st Quarter
False Alarms	82	79	70
Fire (Structure, Vehicle, Grass, Rubbish, etc.)	22	27	15
Cooking Incident	Not Split out in these years		11
First Responder EMS	21	4	21
EMS Lift Assist	Not Split out in these years		10
Hazmat	26	4	3
MVC	24	29	30
Carbon Monoxide, Other	3	5	2
Electrical	0	10	2
Rescue	3	2	3
Service Calls	8	20	17
TOTAL INCIDENTS	189	180	184



**CITY OF MOOSE JAW
FIRE DEPARTMENT
QUARTER 1: JANUARY 1, 2022 – MARCH 31, 2022**

Fire Loss Stats – Three Year Comparison

2020 FIRE LOSS INCIDENT TYPE	TOTAL VALUES	TOTAL LOSSES	TOTAL SAVED
City of Moose Jaw	\$3,210,850	\$537,900	\$2,672,950
Rural	\$100,000	\$55,000	\$45,000
Total	\$3,310,850	\$592,900	\$2,717,950

2021 FIRE LOSS INCIDENT TYPE	TOTAL VALUES	TOTAL LOSSES	TOTAL SAVED
City of Moose Jaw	\$1,456,441	\$207,400	\$1,249,041
Rural	\$491,000	\$270,100	\$220,900
Total	\$1,947,441	\$477,500	\$1,469,941

2022 FIRE LOSS INCIDENT TYPE	TOTAL VALUES	TOTAL LOSSES	TOTAL SAVED
City of Moose Jaw	\$19,468,198	\$415,398	\$19,052,800
Rural	\$645,000	\$445,000	\$200,000
Total	\$20,113,198	\$860,398	\$19,252,800



CITY OF MOOSE JAW FIRE DEPARTMENT

QUARTER 1: JANUARY 1, 2022 – MARCH 31, 2022

2022 PUBLIC EDUCATION	1st Quarter	2nd Quarter	3rd Quarter	4th Quarter	YTD TOTAL
Fire Safety School Program Presentations	0	0	0	0	0
School Assembly/Pre-School/Daycare	2	0	0	0	0
Adult Fire Safety	0	0	0	0	0
Fire Stop Interviews	0	0	0	0	0
Babysitting Course Fire Safety	0	0	0	0	0
Public Relations Events	0	0	0	0	0
Distracted Driving Awareness	0	0	0	0	0
Station Tours	0	0	0	0	0
Special Group Fire Safety Presentations i.e. Girl Guides	0	0	0	0	0
Approximate number of people reached with safety education/public events	20	0	0	0	0
2022 INSPECTIONS	1st Quarter	2nd Quarter	3rd Quarter	4th Quarter	YTD TOTAL
Inspections/Consultations	274	0	0	0	274
In-Company Inspections	238	0	0	0	238
Licensed Home/Facility Inspections	12	0	0	0	12
Complaints	3	0	0	0	3
File Search	1	0	0	0	1
Fire Drills	0	0	0	0	0
Fire Investigations	7	0	0	0	7
Building Plan Reviews	19	0	0	0	19
Fire Extinguisher Training	0	0	0	0	0



CITY OF MOOSE JAW FIRE DEPARTMENT

QUARTER 1: JANUARY 1, 2022 – MARCH 31, 2022

PUBLIC EDUCATION 3 YEAR COMPARISON	2020 1st Quarter	2021 1st Quarter	2022 1st Quarter
Fire Safety School Program Presentations	11	0	0
School Assembly/Pre-School/Daycare	2	0	2
Adult Fire Safety	0	0	0
Fire Stop Interviews	0	0	0
Babysitting Course Fire Safety	0	0	0
Public Relations Events	0	0	0
Distracted Driving Awareness	2	0	0
Station Tours	0	0	0
Special Group Fire Safety Presentations i.e. Girl Guides	0	0	0
Approximate number of people reached with safety education/public events	617	0	20
INSPECTIONS 3 YEAR COMPARISON	2020 1st Quarter	2021 1st Quarter	2022 1st Quarter
Inspections/Consultations	152	275	274
In-Company Inspections	147	0	238
Licensed Home/Facility Inspections	19	13	12
Complaints	4	3	3
File Search	1	0	1
Fire Drills	11	8	0
Fire Investigations	1	2	7
Building Plan Reviews	12	15	19
Fire Extinguisher Training	0	0	0



CITY OF MOOSE JAW
HUMAN RESOURCE SERVICES DEPARTMENT
QUARTER 1: JANUARY 1, 2022 – MARCH 31, 2022

Highlights:	Comments:
Engagement Survey	Results of the 2021 Survey were communicated to all-staff in March 2022. As part of the action planning, an all-staff Town Hall is planned for Q2.
Leadership Development Program	The fourth module in the Leadership Development Program, Coaching and Mentoring, was held in March 2022. The program started in 2021 and participants will complete the program in Q3.
Process Mapping	Joint process mapping sessions were held between Finance (Payroll), Human Resources, and the City Manager's Office aimed at finding process improvements. Additional sessions are planned for Q2.

Items of Interest:

Labour Relations

Two CUPE grievances were resolved and an additional one was withdrawn. One Fire Association grievance was resolved and two additional grievances were withdrawn. As of March 31, 2022, there is one active grievance with the Fire Association and five with CUPE.

Staffing and Recruitment

Staffing of all three positions in legal services was finalized. The City Solicitor commenced and the Assistant City Solicitor and Legal Counsel have start dates in Q2. Staffing was also completed for the Safety Officer who has a start date in Q2. Human Resources led a presentation as part of the virtual career fair at Saskatchewan Polytechnic in February 2022.



CITY OF MOOSE JAW
HUMAN RESOURCE SERVICES DEPARTMENT
QUARTER 1: JANUARY 1, 2022 – MARCH 31, 2022

Workforce Demographics as of March 31, 2022

Workforce demographics is a new set of statistics that is being added to Human Resource Services reporting. As we begin to better leverage the information in Dayforce, there is a need to shift from the traditional transactional reporting to more analytics-based measures. This will provide information that can be used for monitoring trends and making data-informed decisions.

The statistics below represent a starting point that will be further refined and added to going forward.

	Q1 2022	Q4 2021
Years with the City		
Less than 5 years	42.7%	43.7%
5 – 10 years	20.7%	20.5%
10 – 15 years	15.5%	14.7%
15 – 20 years	7.1%	8.3%
20 – 25 years	7.1%	5.8%
More than 25 years	6.8%	7.0%
Age		
Less than 20	4.6%	4.6%
20 – 30	18.6%	19.9%
30 – 40	24.8%	23.9%
40 – 50	24.1%	23.5%
50 – 60	18.0%	18.7%
Over 60	9.9%	9.5%
Gender		
Male	61.6%	60.9%
Female	38.4%	39.1%



CITY OF MOOSE JAW
HUMAN RESOURCE SERVICES DEPARTMENT
QUARTER 1: JANUARY 1, 2022 – MARCH 31, 2022

Number of Active Employees Working for the City of Moose Jaw
as of March 31, 2022

DEPARTMENT	Total at 31-Mar-21	Additions & Transfers January-March 2022		Separations & Transfers January-March 2022		Total at 31-Mar-22
		Permanent	Temporary	Permanent	Temporary	
FIRE	50	0	0	0	0	51
CITY CLERK/SOLICITOR	7	2	0	0	0	7
CITY MANAGER	5	0	0	0	0	4
PLANNING & DEVELOPMENT	10	0	0	0	0	9
HUMAN RESOURCE SERVICES	4	0	0	0	0	5
FINANCIAL SERVICES	26	1	0	1	0	26
INFORMATION TECHNOLOGY	11	0	0		0	10
ENGINEERING SERVICES	12	1	0	1	0	13
PUBLIC WORKS & UTILITIES	5	0	0	0	0	6
STREETS & ROADS/SANITATION	21	2	5	1	1	17
WATER & WASTEWATER	34	3	0		2	41
TRANSIT	21	0	0	1	1	20
WORKSHOP	8	0	0	0	0	6
WATER & WASTEWATER TREATMENT	7	1	0	0	0	9
PARKS & RECREATION	66	3	4	3	4	75
TOTALS	287	13	9	7	8	299



CITY OF MOOSE JAW
HUMAN RESOURCE SERVICES DEPARTMENT
QUARTER 1: JANUARY 1, 2022 – MARCH 31, 2022

Safety Services Incident Statistics 1st Quarter 2022

Recap Quarter 1

Category	2022	2021	2020	2019
Injuries	14	16	15	20
Lost Time Incidents	0	0	3	2
Lost Days	0	0	53	10
Motor Vehicle Incidents	4	25	5	11
Property Damage	18	2	1	14
Dangerous Occurrence	10	3	2	2
Work Refusals	6	1	0	0

Quarter 1 Statistics 2022 v 2021

Below is the comparison of 2022 v 2021 Quarter 1 statistics.

Total injuries decreased by 2 or 12.5%.

Medical Aids increased by 1 or 20%.

Lost Time Incidents no change

Lost days no change

Motor Vehicle Incidents decreased by 21 or 81% and culpability increased by 35%.

Reversing decreased by 3 or 75%

Dangerous Occurrences increased by 7 or 70%.

Property Damage increased by 16 or 89%



CITY OF MOOSE JAW
HUMAN RESOURCE SERVICES DEPARTMENT
QUARTER 1: JANUARY 1, 2022 – MARCH 31, 2022

Incident Statistics First Quarter 2022

	2022 Q1	2022 Y-T-D	2021 Q1	2021 Y-T-D	First Quarter Comments
Injuries	14	14	16	16	8 slip and fall; 4 overexertion; 2 caught in/by/between
Medical Aid	5	5	4	4	4 overexertion, 1 caught between
Lost Time	0	0	0	0	No lost time incidents
Days Lost	0	0	0	0	No lost days
Motor Vehicle Incidents	4	4	25	25	Culpability 2021 was 40% Culpability 2022 is 75%
Collision	1	1	1	1	Grader hit parked school bus
Public Vehicle at Fault	1	1	7	7	Public vehicle went through stop sign
Property Damage Involving Vehicle	0	0	4	4	N/A
Reversing	1	1	4	4	Spotter was used, area was very tight – no damage
Environmental	1	1	7	7	Bus stuck in snow
Mechanical Failure	0	0	2	2	N/A
Property Damage	18	18	2	2	11 inattention; 4 reversing; 2 environmental; 1 mechanical failure. 78% of incidents were culpable (i.e. determined to be the fault of a City employee)
Dangerous Occurrence	10	10	3	3	2 reportable to OHS; 8 not reportable (primarily safety procedures not followed)
Work Refusals	6	6	1	1	

N.B. Year-to-date totals may include corrections to previous Quarters due to unreported, delayed reporting or reclassification of incidents.



CITY OF MOOSE JAW
INFORMATION TECHNOLOGY DEPARTMENT
QUARTER 1: JANUARY 1, 2022 – MARCH 31, 2022

Highlights:	Comments:
Digital Transit Passes	The IT Department in conjunction with the Transit Department and Hot Spot Parking Inc. have started the implantation of digital transit passes. These passes will allow users to buy and use transit passes electronically from any smart device. Electronic bus passes are expected to go live in Q2 of this year. Electronic passes will use a convenience fee model like the parking app. There is no direct cost to the City for this service.
VoIP	The IT Department has met with all City Departments to determine their specific operation requirements for a phone service. A communications plan and implementation plan have been formed. Transition to Teams as a phone service will first start with a pilot group in mid Q2 with the rest of the City transition late Q2 early Q3.
Drone Monitoring of Melting Snow	As spring arrived, so did multiple snow events. The City was concerned about rapid melting and flooding West Park. The GIS Department flew its drone every few days throughout the melting process to monitor the melt and look for potential problems. The imagery was made available to Public Works daily for analysis. No issues were detected.
Council Request For Tracking Inquiries	The IT Department has developed a SharePoint list and procedure to allow City Council to request information on specific issues or topics in the City. The list will be available for all of Council to see and be administered by the City Managers Office. It also provides a way for the City Manager's Office to quickly contact department with the inquiries. The list will Increase visibility and communication on issues raised by Council as well as make sure nothing gets missed. The SharePoint list will be operational in Q2 2022.

Tenders and RFPs Awarded:

None



CITY OF MOOSE JAW
INFORMATION TECHNOLOGY DEPARTMENT
QUARTER 1: JANUARY 1, 2022 – MARCH 31, 2022

HotSpot Parking App Stats:

Month	Total Parking Revenue	HotSpot Revenue	HotSpot New Sign Up
January	\$27,340.00	\$3,488.00	184
February	\$41,697.00	\$3,714.00	211
March	\$43,703.00	\$4,595.00	281
Q1 2022	\$112,740.00	\$11,797.00	676
			Total Signed Up
			2296



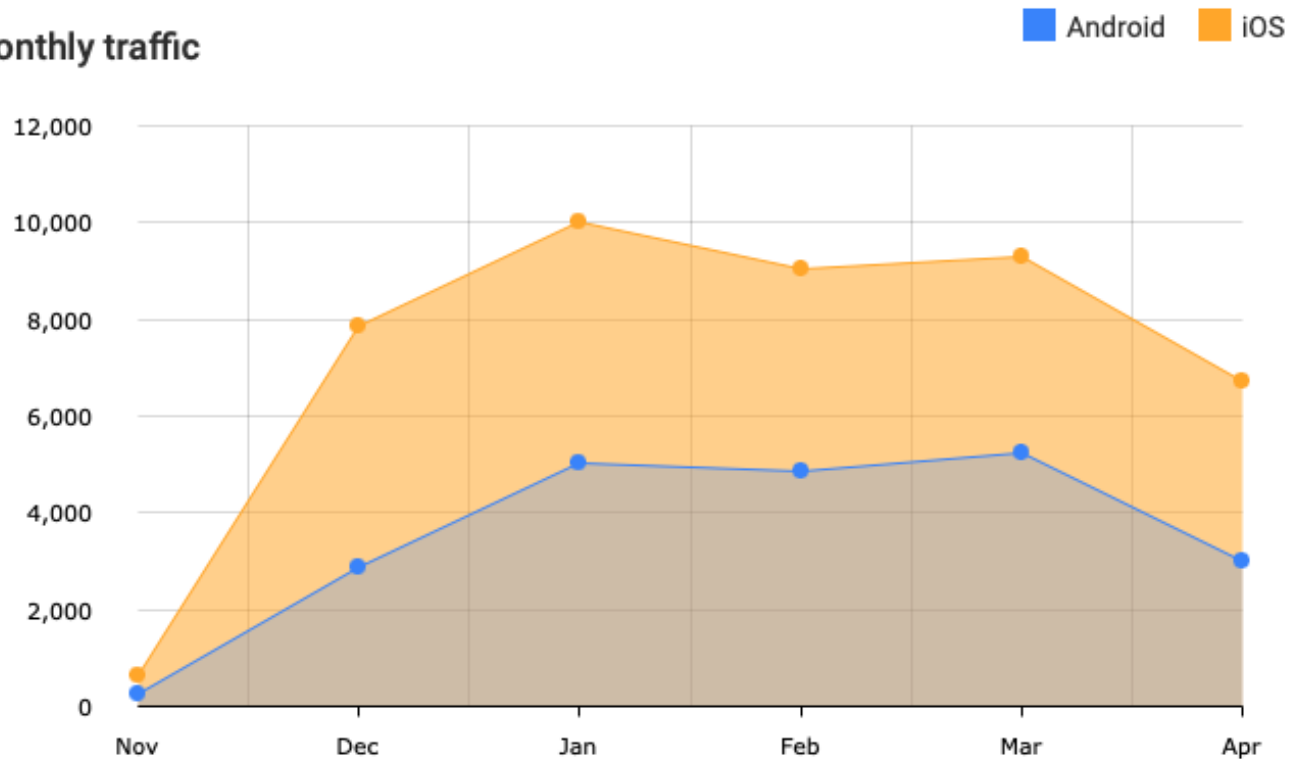
CITY OF MOOSE JAW

INFORMATION TECHNOLOGY DEPARTMENT

QUARTER 1: JANUARY 1, 2022 – MARCH 31, 2022

City of Moose Jaw App Stats

Monthly traffic



App Usage Metrics from data since Jan 2015 for City of Moose Jaw

Sessions: number of times users accessed the application

Active Devices: total unique devices that accessed the application

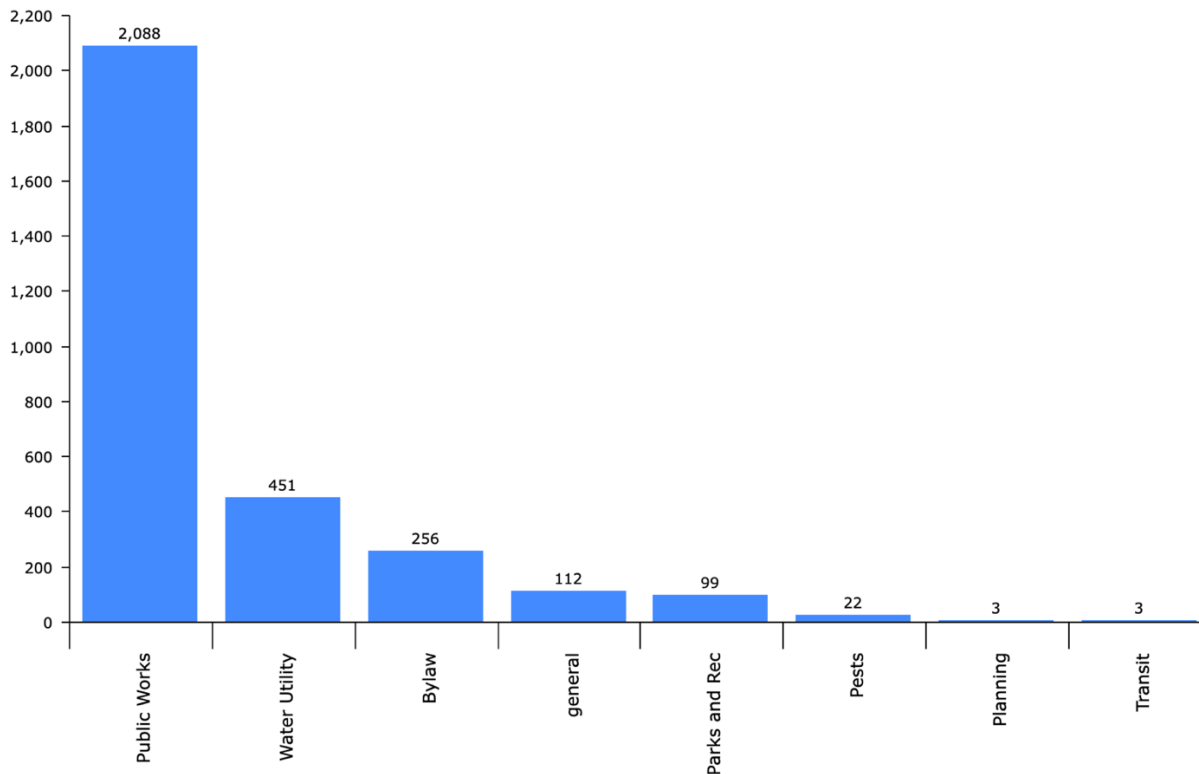
New Devices: new devices that installed and launched the application

Month / Device	Sessions	Active Devices	New Devices
Mar 2022 / iOS	9279	1783	248
Mar 2022 / Android	5245	916	165
Feb 2022 / iOS	9040	1695	273
Feb 2022 / Android	4851	767	139
Jan 2022 / iOS	10019	1721	219
Jan 2022 / Android	5043	669	102



CITY OF MOOSE JAW
INFORMATION TECHNOLOGY DEPARTMENT
QUARTER 1: JANUARY 1, 2022 – MARCH 31, 2022

City Wide Request for Service Stats
Q1 2022 Tickets By Department - Total:3034 (down 1096 from Q4 2021)



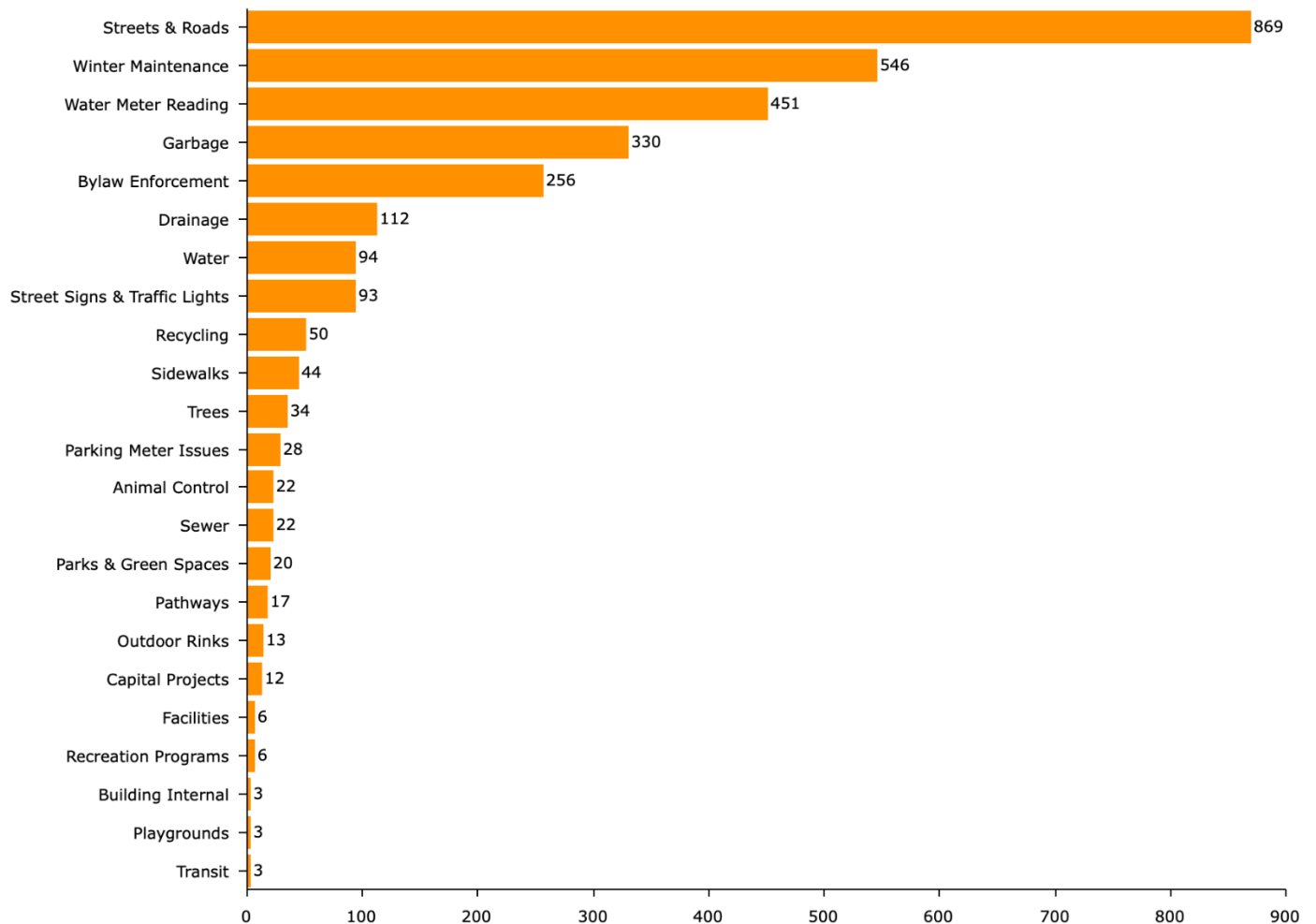


CITY OF MOOSE JAW

INFORMATION TECHNOLOGY DEPARTMENT

QUARTER 1: JANUARY 1, 2022 – MARCH 31, 2022

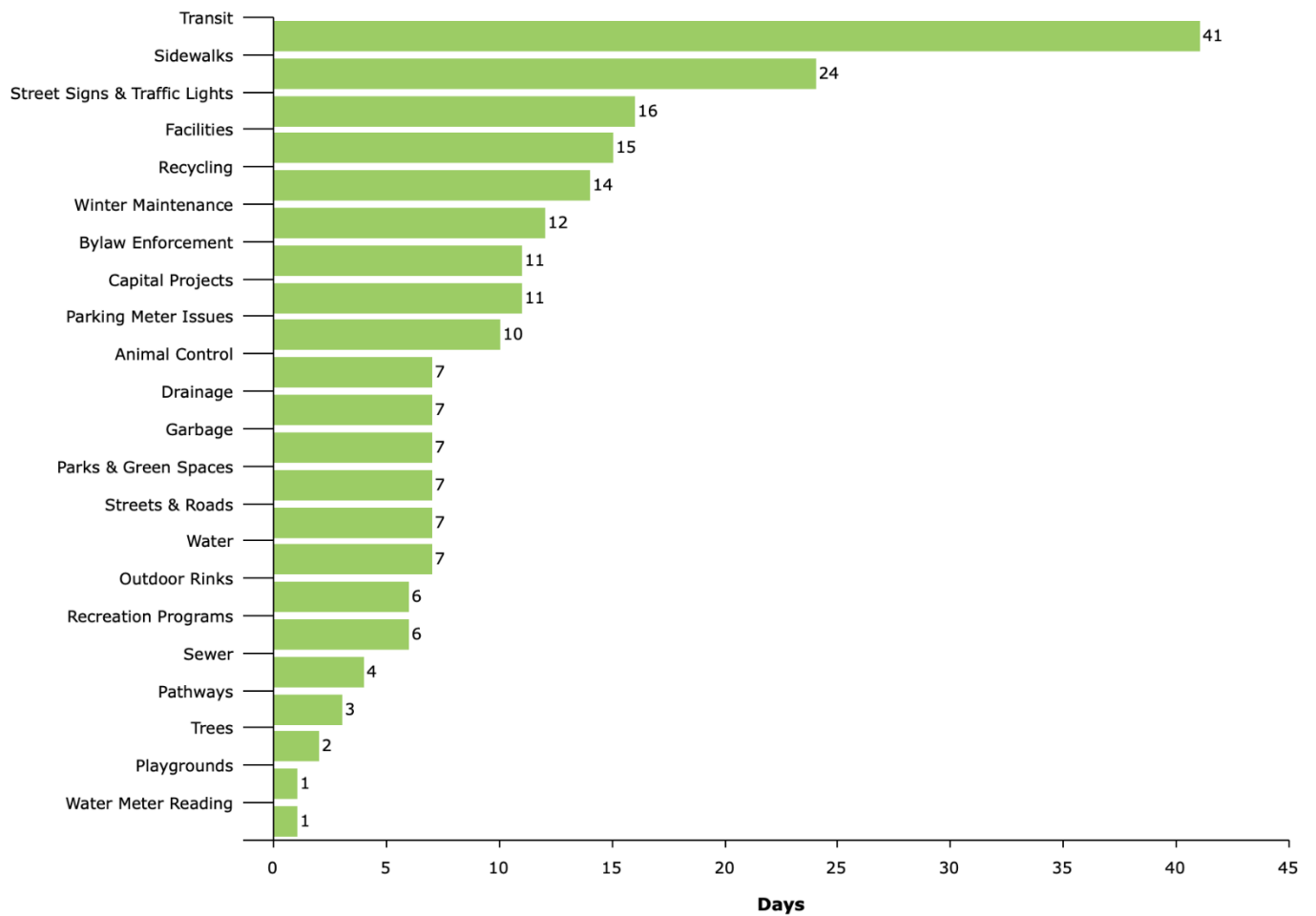
Q1 2022 Tickets By Issue Type





CITY OF MOOSE JAW
INFORMATION TECHNOLOGY DEPARTMENT
QUARTER 1: JANUARY 1, 2022 – MARCH 31, 2022

Q1 2022 Average Resolution Time

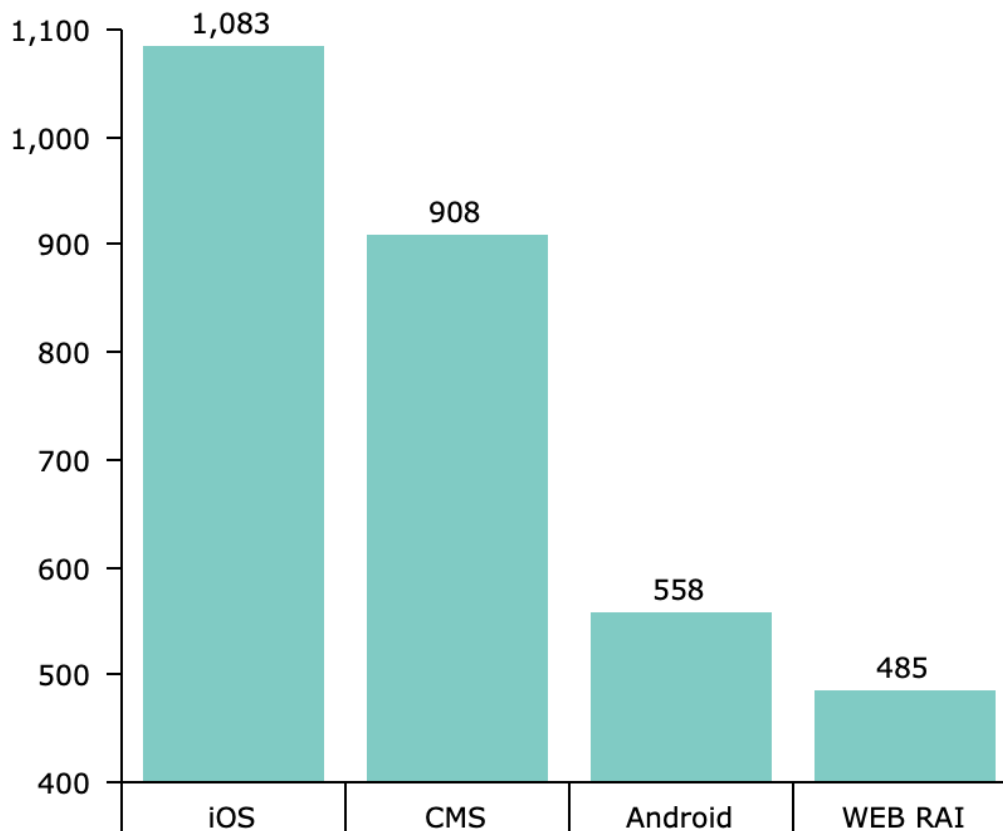


*Animal control is nuisance animals like beavers and gophers and not related to Bylaw Enforcement



CITY OF MOOSE JAW
INFORMATION TECHNOLOGY DEPARTMENT
QUARTER 1: JANUARY 1, 2022 – MARCH 31, 2022

Q1 2022 Reported Devices



CMS (Customer Management System):

Web RAI (Report An Issue website):

iOS (iPhone/iPad):

Android (Android phone/tablet):

Internal submission

External submission

External submission

External submission

Total Internal Submissions: 908

Total External Submissions: 2099

Notes:

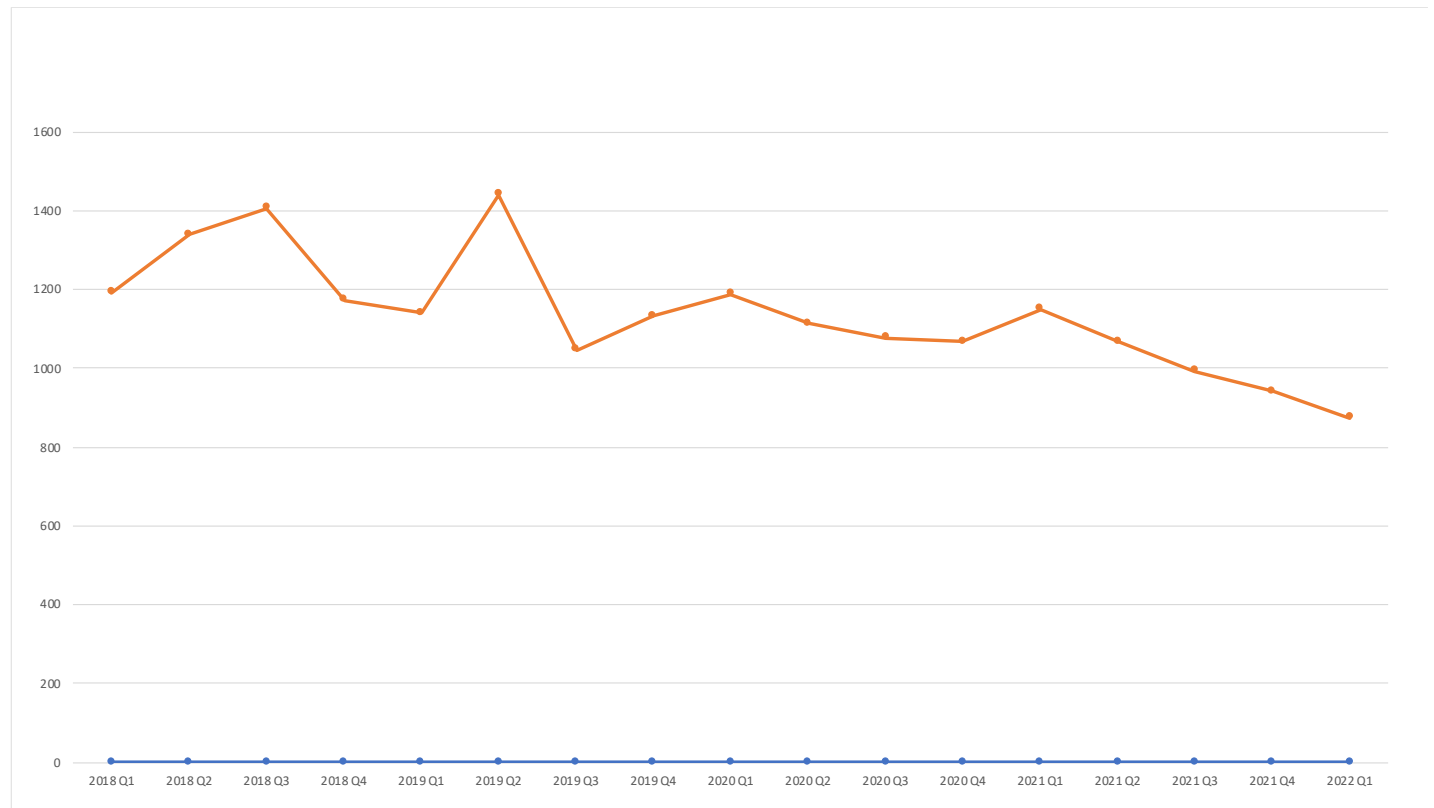
Individual departments can report on tickets separately.



CITY OF MOOSE JAW
INFORMATION TECHNOLOGY DEPARTMENT
QUARTER 1: JANUARY 1, 2022 – MARCH 31, 2022

Information Technology Helpdesk Tickets By Quarter

Q1 2022 total new tickets: 875





CITY OF MOOSE JAW
PARKS & RECREATION DEPARTMENT
QUARTER 1: JANUARY 1, 2022 - MARCH 31, 2022

Recreation & Culture

Highlights:	Comments:
Indoor Arenas	Kinsmen Arena and Pla-Mor Palace regular programs and hours returned. Special Events and Tournaments were also held.
February Break Pool Programming	Over 1,700 swimmers attended the Kinsmen Sportsplex Pool over the February break, and a National Lifeguard Course and Bronze Medallion courses were hosted.
Cross Country Skiing	New Cross Country Ski Trail Maintenance Agreement was executed with Moose Jaw Cross Country Ski Club and Wakamow Valley Authority to allow the ski club to perform trail maintenance using the City's grooming equipment.
First Aid Training	2 First Aid courses were held in the first quarter of 2022.
Community Grant Program & Capital Grant Program	Saskatchewan Lotteries Community Grant Program funding of \$138,954.54 was allocated to support sport, culture and recreation programs, facilities, and special events. \$35,850.00 was allocated to 8 community organizations through the 2022 Capital Grant Program.
Advanced Aquatic Courses & Swimming Lessons	323 Learn to Swim and Advanced Aquatic Courses participants. Aquatic courses saw increased registration due to pandemic recovery and demand for Advanced Aquatic Classes.
Outdoor Rinks and Crokicurl	14 outdoor ice surfaces were maintained using the priority-based system. A total of 771 individuals participated the Outdoor Rink Program in partnership with Sunningdale and South Hill Community Associations.
Yara Centre	Yara Centre turf usage increased as various groups returned in the first quarter. Yara Centre held the first Activity Club during February school break with 59 participants. Gym and track usage are showing signs of recovery from the COVID-19 Pandemic.
Community Association Programs	26 Community Association programs were offered with 293 participants in programs including Pickleball, Tae-Kwon-Do and Cooking Classes.
Cultural Action Plan	The Phase 1 Research Phase report was finalized by the Project Planning Team and Prairie Wild Consulting and was presented to City Council. Also applied and received approval from SaskCulture for \$5,000 in funding for Phase 2 – Community Engagement.



CITY OF MOOSE JAW
PARKS & RECREATION DEPARTMENT
QUARTER 1: JANUARY 1, 2022 - MARCH 31, 2022

Public Art Policy & Public Art Committee	A New Public Art Policy and Public Art Committee Bylaw was presented to City Council and approved. The new committee will be replacing the former Murals Management Committee.
Hillcrest Golf Course Agreement Amendment	Completed amendments to the Hillcrest Golf Course Lease Agreement to reflect the value of the recent clubhouse renovations and the new lease & Operating Agreement with Golden Ticket Sports for the former Hillcrest Sports Centre.

Parks & Facilities

Highlights:	Comments:
Pathway Master Plan Grant Application	Submitted a grant application to the federal Active Transportation Fund to complete a City of Moose Jaw Pathways Master Plan.
City Boulevard Block Pruning Program	Distributed and awarded a 2-year boulevard block pruning tender as part of the City's annual boulevard tree pruning program. 80 trees were pruned in March of 2022 with an additional 276 trees scheduled to be pruned in the Fall of 2022.
Memorial Field CN Rail Agreement	Renewed the Lease Agreement with CN Rail for use of the lands at Memorial Field.
Boulevard Tree Program	Ordered the trees for the annual Boulevard Tree Program for new subdivisions.
Major Equipment Purchases	Purchased new 11' riding mower, new utility vehicle for Yara Centre turf maintenance, and 2 new pool vacuums for the Kinsmen Sportsplex Indoor Pool.

Capital Projects

Highlights:	Comments:
Climate Action Plan	Finalized work agreement with Greenwave Innovations to begin the installation of energy sub-monitoring solutions in 10 City facilities. Presented a report to City Council on the FCM Community Buildings Retrofit Program grant applications that will be pursued in 2022.
Outdoor Pool Replacement Conceptual Drawings	Secured an architectural firm to begin work on designing the new outdoor aquatic facility and changerooms that will replace the Phyllis Dewar Outdoor Pool.



CITY OF MOOSE JAW

PARKS & RECREATION DEPARTMENT

QUARTER 1: JANUARY 1, 2022 - MARCH 31, 2022

Parks and Recreation Master Plan	Distributed and awarded an RFP for a planning consultant to assist with the development of a 10-year Parks and Recreation Master Plan. Held a project kickoff meeting on March 11, 2022.
Outdoor Pickleball Courts	Held regular meetings with Pickleball Moose Jaw to begin designing the new outdoor pickleball courts that will be constructed in 2022. Also began negotiations on a License Agreement with Pickleball Moose Jaw for the use and future maintenance of the courts.
Solar Panel Installations	Began the installation of solar panels at the Yara Centre and City Hall/Police Station as per the ICIP funding received through the federal and provincial governments.
Yara Centre LED Lighting Upgrades	Distributed and awarded an RFP for Yara Centre LED upgrades for the Turf Field & Walking Track. Equipment was ordered and installations are expected to commence in May 2022. This project is also funded through the ICIP program.
Community Revitalization Fund – Crescent Park Pathway Improvement Grant	Received a \$109,350 grant through the Federal Community Revitalization Fund for pathway improvements in Crescent Park. Upgrade work is scheduled to be completed August/September of 2022.
Golden Ticket Sports Centre Boiler Replacement	A new boiler system was installed at the Golden Ticket Sports Centre in February 2022.
City Complex Mechanical Upgrades	Work continued on the City Complex mechanical upgrades which is expected to be substantially completed in May of 2022.
City Hall Cooling System Replacement	Work continued on the City Hall cooling system replacement which is expected to be substantially completed in early May of 2022.
2022 Capital Projects Summer Student	Completed interviews in partnership with Sask Polytech for the 2022 Parks and Recreation Department Capital Projects summer student. Candidate was hired and starts on May 2, 2022.
Moose Square Playground Replacement	Distributed an RFP for the replacement of the Moose Square playground.
Golden Ticket Sports Centre Phase 1 Roof Replacement	Completed the consulting and tender drawings as well as issued and awarded the tender for the Golden Ticket Sports Centre roof replacement which is scheduled to begin in June 2022.
Pla-Mor Palace Flat Roof Replacement	Completed the consulting and tender drawings as well as issued and awarded the tender for the Pla-Mor Palace flat roof replacement



CITY OF MOOSE JAW
PARKS & RECREATION DEPARTMENT
QUARTER 1: JANUARY 1, 2022 - MARCH 31, 2022

	which is scheduled to begin in June 2022.
Sunningdale Park Building Roof Replacement	Issued and awarded an RFQ for the Sunningdale Park building roof replacement which is scheduled for April of 2022.
2022 Accessibility Improvement Projects	Purchased a new water wheelchair for the Kinsmen Sportsplex Indoor Pool.
Memorial Field Backstop Replacement	Issued and awarded an RFQ for the replacement of the Memorial Field Backstop. Projected is expected to be completed in early May.
Water Bottle Filling Stations	Began installing water bottle filling stations at the Pla-Mor Palace, Kinsmen Sportsplex, Cultural Centre, and Moose Jaw Public Library.
Rosedale Cemetery Refrigeration System	Completed repairs and replacements on the Rosedale Cemetery casket storage vault refrigeration system.
Crescent Park Spray Park Decking Replacement	Issued and awarded an RFQ for the replacement of the spray park decking at Crescent Park.
Kinsmen Sportsplex Pool Timing System and Video Board	Issued and awarded an RFP for a new timing system videoboard at the Kinsmen Sportsplex indoor pool. Project is scheduled to commence in June and be fully completed in August 2022.
Yara Centre Emergency Exits	Awarded the Yara Centre emergency exit upgrades. Project is scheduled to be completed in early May 2022.
Cultural Centre Cooling System Replacement Consulting	Awarded the consulting and tender ready drawings for the replacement of the Cultural Centre cooling system.
Arts Museum Blower Packs	Consulting began for the blower packs at the Moose Jaw Museum and Art Gallery.
City Hall Roof Repair	Awarded the copper roof repairs for City Hall. Repairs are scheduled to be completed in the spring of 2022.
Iron Bridge South Berm Upgrades	Finalized south berm upgrade plan and timelines for landscape improvements to the Iron Bridge south berm. Project will commence in the spring and be completed in the fall with the planting of new trees.
Crescent Park Bridge Cleaning & Pigeon Control	Awarded pigeon mitigation measures and bridge cleaning for Crescent Park. Project is scheduled for spring/summer 2022.



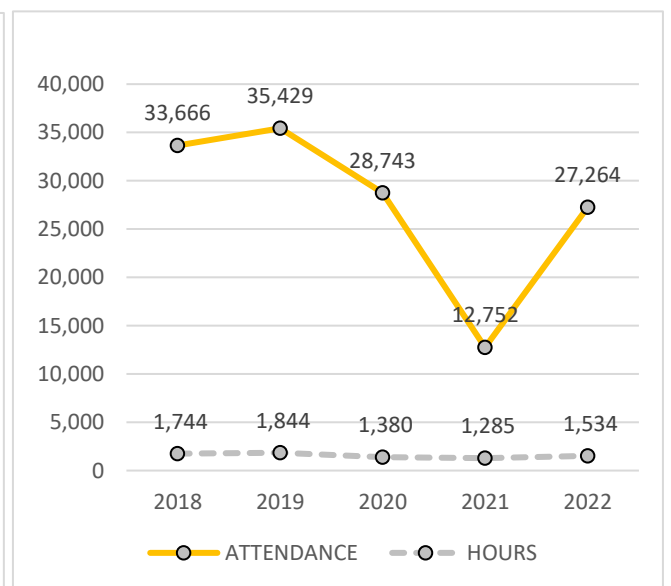
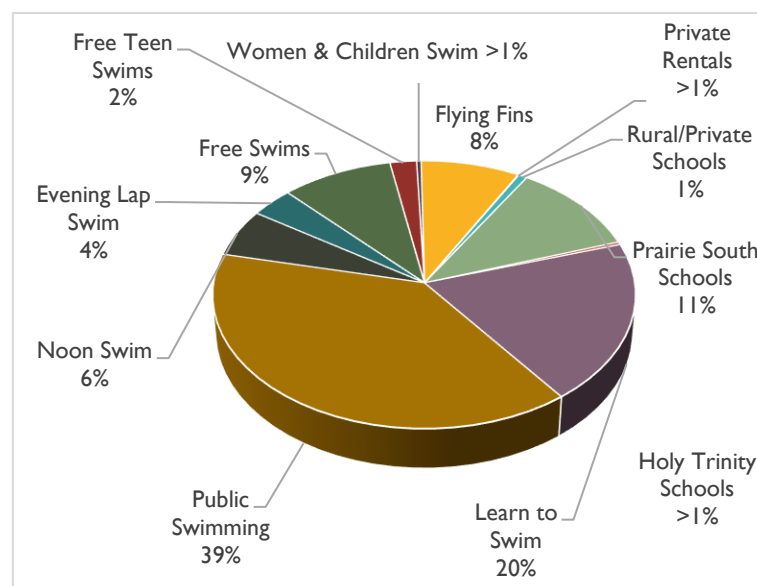
CITY OF MOOSE JAW

PARKS & RECREATION DEPARTMENT

QUARTER 1: JANUARY 1, 2022 - MARCH 31, 2022

KINSMEN SPORTSPLEX POOL

GROUP	ATTENDANCE Q1	ATTENDANCE YTD	HOURS Q1	HOURS YTD
Flying Fins	2,111	2,111	224.00	224.00
Private Rentals	16	16	4.00	4.00
Rural/Private Schools	186	186	3.75	3.75
Prairie South Schools	2,849	2,849	109.00	109.00
Holy Trinity Schools	90	90	6.00	6.00
Learn to Swim	4,981	4,981	218.50	218.50
Public Swimming	9,952	9,952	465.00	465.00
Noon Swim	1,471	1,471	119.00	119.00
Evening Lap Swim	920	920	126.00	126.00
Free Swim	2,378	2,378	61.75	61.75
Free Teen Swim	567	567	19.25	19.25
Women & Children	95	95	6.00	6.00
In-service	27	27	6.00	6.00
Parties	160	160	8.00	8.00
Aquatic Fitness	1,461	1,461	158.00	158.00
TOTAL	27,264	27,264	1,534.25	1,534.25
2021 Totals	12,752	12,752	1,285.00	1,285.00
2020 Totals	28,743	28,743	1,380.00	1,380.00
2019 Totals	35,429	35,429	1,843.50	1,843.50





CITY OF MOOSE JAW

PARKS & RECREATION DEPARTMENT

QUARTER 1: JANUARY 1, 2022 - MARCH 31, 2022

AQUATIC MEMBERSHIPS

	Adult Q1	Adult YTD	Senior Q1	Senior YTD	Youth Q1	Youth YTD	Child Q1	Child YTD	Fam Q1	Fam YTD	TOTAL Q1	TOTAL YTD
1 Month	16	16	15	15	1	1	0	0	0	0	32	32
3 Month	5	5	21	21	0	0	0	0	0	0	26	26
12 Month	3	3	2	2	0	0	1	1	0	0	6	6
TOTAL	24	24	38	38	1	1	1	1	0	0	64	64
2021 Totals	21	21	29	29	1	1	3	3	13	13	67	67
2020 Totals	23	23	31	31	5	5	8	8	1	1	68	68
2019 Totals	25	25	0	0	6	6	2	2	3	3	36	36

RECREATION PASS MEMBERSHIPS

	Adult Q1	Adult YTD	Senior Q1	Senior YTD	Youth Q1	Youth YTD	Child Q1	Child YTD	Fam Q1	Fam YTD	TOTAL Q1	TOTAL YTD
1 Month	58	58	19	19	3	3	0	0	7	7	87	87
3 Month	53	53	48	48	2	2	3	3	14	14	120	120
12 Month	22	22	25	25	1	1	0	0	18	18	66	66
TOTAL	133	133	92	92	6	6	3	3	39	39	273	273
2021 Totals	84	84	48	48	1	1	6	6	20	20	159	159
2020 Totals	150	150	107	107	11	11	9	9	38	38	315	315
2019 Totals	0	0	0	0	0	0	0	0	0	0	0	0

(Does not include the 16 City of Moose Jaw Employees who signed up for a Recreation Pass)

YARA CENTRE MEMBERSHIPS

	Adult Q1	Adult YTD	Senior Q1	Senior YTD	Youth Q1	Youth YTD	Child Q1	Child YTD	Fam Q1	Fam YTD	TOTAL Q1	TOTAL YTD
1 Month	90	90	121	121	14	14	0	0	4	4	229	229
3 Month	55	55	64	64	4	4	2	2	2	2	127	127
12 Month	16	16	14	14	0	0	0	0	1	1	31	31
TOTAL	161	161	199	199	18	18	2	2	6	6	387	387
2021 Totals	128	128	180	180	19	19	1	1	8	8	336	336
2020 Totals	152	152	227	227	21	21	6	6	4	4	410	410
2019 Totals	225	225	182	182	85	85	0	0	35	35	527	527



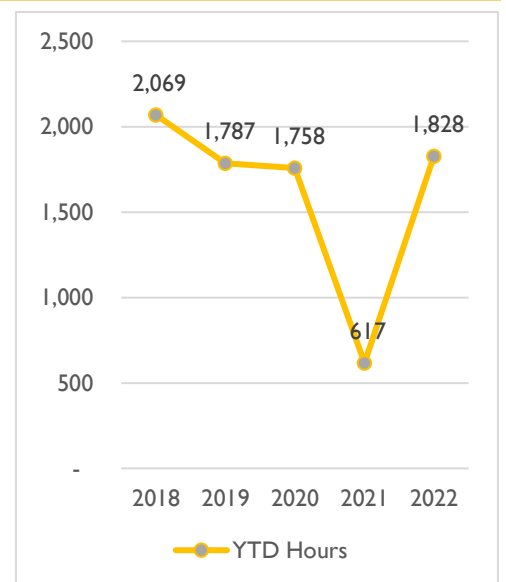
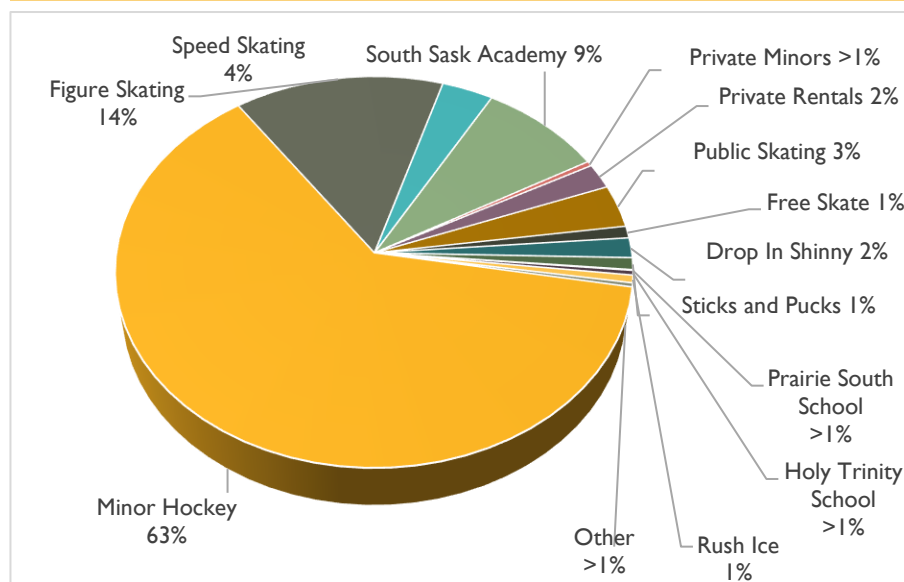
CITY OF MOOSE JAW

PARKS & RECREATION DEPARTMENT

QUARTER 1: JANUARY 1, 2022 - MARCH 31, 2022

ARENA HOURS BOOKED

GROUP	BERT HUNT Q1	WALLY B Q1	KINSMEN Q1	ALL ARENAS Q1	ALL ARENAS YTD
Minor Hockey	457.50	272.75	413.25	1,143.50	1,143.50
Figure Skating	106.50	43.50	112.50	262.50	262.50
Speed Skating	0	0	64.50	64.50	64.50
South Sask Academy	1.0	114.75	40.75	156.50	156.50
Private Minors	0	2.00	5.25	7.25	7.25
Private Rentals	15.75	18.50	3.75	38.00	38.00
Public Skating	0	0	64.00	64.00	64.00
Free Skate	0	6.00	12.00	18.00	18.00
Drop in Shinny	0	17.00	13.00	30.00	30.00
Sticks and Pucks	0	7.00	11.00	18.00	18.00
Prairie South School	0	0	1.0	1.00	1.00
Holy Trinity School	0	0	7.0	7.00	7.00
Rush Ice	0	0	11.50	11.50	11.50
Lacrosse	0	0	0	0.00	0.00
Inline Hockey	0	0	0	0.00	0.00
Other	0	6.00	0	6.00	6.00
TOTAL	580.75	487.50	759.50	1,827.75	1,827.75
2021 Totals	0.00	0.00	616.75	616.75	616.75
2020 Totals	570.28	463.50	724.50	1,758.25	1,758.25
2019 Totals	515.50	506.50	758.75	1,780.75	1,780.75





CITY OF MOOSE JAW
PARKS & RECREATION DEPARTMENT
QUARTER 1: JANUARY 1, 2022 - MARCH 31, 2022

YARA CENTRE TURF

GROUP	ATTENDANCE Q1	ATTENDANCE YTD	HOURS Q1	HOURS YTD
Football	3,700	3,700	362	362
Soccer	5,365	5,365	311	311
Baseball	911	911	97	97
Misc. Groups	2,875	2,875	185	185
TOTAL	12,851	12,851	955	955
2021 Totals	2,300	2,300	309.00	309.00
2020 Totals	15,764	15,764	954.00	954.00
2019 Totals	20,920	20,920	1,271.50	1,271.50

YARA CENTRE DROP-IN ATTENDANCE

DROP-IN	2022 Q1	2022 YTD	2021 Q1	2021 YTD	2020 Q1	2020 YTD	2019 Q1	2019 YTD
After School	0	0	0	0	110	110	264	264
Frisbee Friday League	108	108	0	0	108	108	115	115
Gym Drop-In	0	0	0	0	256	256	174	174
Gym Adult	2,329	2,329	5,611	5,611	0	0	0	0
Gym Senior	2,735	2,735	3,192	3,192	0	0	0	0
Gym Youth	235	235	677	677	0	0	0	0
55+ Fitness Programing	0	0	0	0	1,253	1,253	1,614	1,614
Toddler Turf Program	369	369	0	0	402	402	684	684
Turf Drop-In	1,192	1,192	72	72	703	703	741	741
Family Turf Drop-In	0	0	8	8	262	262	298	298
Track Adult	3,915	3,915	6,591	6,591	1,937	1,937	2,073	2,073
Track Child	0	0	25	25	84	84	18	18
Track Family	0	0	0	0	16	16	34	34
Track Senior	5,571	5,571	3,042	3,042	2,623	2,623	2,647	2,647
Track Student	0	0	0	0	0	0	67	67
Track Youth	291	291	273	273	178	178	16	16
Fitness Class Drop-In	0	0	0	0	0	0	86	86
Fitness Class Adult	606	606	697	697	0	0	0	0
Fitness Class Senior	1,167	1,167	526	526	0	0	0	0
Fitness Class Youth	0	0	4	4	0	0	0	0
TOTAL	18,518	18,518	20,718	20,718	7,932	7,932	8,831	8,831



CITY OF MOOSE JAW
PARKS & RECREATION DEPARTMENT
QUARTER 1: JANUARY 1, 2022 - MARCH 31, 2022

CEMETERIES

	2022		2021		2020		2019	
REGULAR BURIALS	Q1	YTD	Q1	YTD	Q1	YTD	Q1	YTD
Adult	12	12	11	11	13	13	16	16
Veteran	0	0	0	0	0	0	0	0
Child	0	0	0	0	1	0	0	0
Indigent	2	2	1	1	0	0	1	1
Disinterment	0	0	0	0	0	0	0	0
TOTAL	14	14	12	12	14	14	17	17
CREMATION BURIALS	Q1	YTD	Q1	YTD	Q1	YTD	Q1	YTD
Adult	9	9	5	5	12	12	9	9
Veteran	0	0	0	0	0	0	1	1
Indigent	1	1	0	0	2	2	0	0
Columbarium	1	1	2	2	2	2	3	3
Child	0	0	0	0	0	0	0	0
Scattering	0	0	0	0	0	0	0	0
Disinterment	1	1	0	0	0	0	0	0
TOTAL	12	12	7	7	16	16	13	13

REQUESTS FOR SERVICE

	2022					
Type	Q1 Received	Q1 Resolved	Q1 Resolved %	YTD Received	YTD Resolved	YTD Resolved %
Cemeteries	0	0	100%	0	0	100%
Facilities	6	6	100%	6	6	100%
Parks & Green Spaces	18	14	78%	18	14	78%
Pathways	16	14	88%	16	14	88%
Playgrounds	3	2	67%	3	2	67%
Sports Fields & Outdoor Rinks	13	13	100%	13	13	100%
Forestry	34	13	38%	34	13	38%
Recreation Programs	6	6	100%	6	6	100%
TOTAL	96	68	71%	96	68	71%



CITY OF MOOSE JAW

PARKS & RECREATION DEPARTMENT

QUARTER 1: JANUARY 1, 2022 - MARCH 31, 2022

REQUESTS FOR SERVICE (continued)

Type	2021 (YTD)			2020 (YTD)		
	Received	Resolved	Resolved %	Received	Resolved	Resolved %
Cemeteries	25	23	92%	15	15	100%
Facilities	44	44	100%	29	29	100%
Parks & Green Spaces	247	240	97%	121	100	83%
Pathways	62	54	87%	41	34	83%
Playgrounds	31	31	100%	18	13	72%
Sports Fields & Outdoor Rinks	38	37	97%	27	23	85%
Forestry	528	438	83%	410	335	82%
Recreation Programs	35	35	100%	0	0	100%
TOTAL	1010	902	89%	661	549	83%

TENDERS/RFP'S AWARDED (over \$50,000):

- **January 12, 2022** – Crescent Park Tennis Court resurfacing was awarded to Tomko Sports Systems at a cost of \$125,539 plus taxes, half of which the Moose Jaw Tennis Club will be responsible for.
- **January 14, 2022** - 2022 & 2023 Boulevard Tree Pruning Contract was awarded to Green Drop Ltd at a cost of \$75,660 plus taxes.
- **January 24, 2022** - Energy Sub-Monitoring Solutions (4-year contract) was awarded to Greenwave Innovations Inc. at a total cost of \$1,364,000 plus taxes.
- **February 9, 2022** – The purchase of a new 11' Riding Mower was awarded to South Country Equipment at a cost of \$92,055.24 plus GST.
- **February 10, 2022** - Yara Centre LED Lighting Replacement (Phase 1) was awarded to L&I Electric Ltd at a value of \$186,570.89 plus GST.
- **February 18, 2022** - The Parks and Recreation Master Plan Contract was awarded to EDS Group Inc. at a value of \$74,871 plus GST.
- **March 3, 2022** – Video Scoreboard for the Kinsmen Sportsplex Indoor Pool timing system was awarded to Libertelevision Inc. at a value of \$86,033 plus taxes.
- **March 21, 2022** - Golden Ticket Sports Centre roofing replacement was awarded to Atlas-Apex Roofing (Sask) Ltd at a cost of \$606,364 plus taxes.
- **March 21, 2022** - Pla-Mor Palace roofing replacement was awarded to Atlas-Apex Roofing (Sask) Ltd at a cost of \$429,912 plus taxes.



CITY OF MOOSE JAW
PLANNING & DEVELOPMENT SERVICES
QUARTER 1: JANUARY 1, 2022 – MARCH 31, 2022

Highlights:	Comments:
Dilapidated Buildings	<ul style="list-style-type: none"> 1 building demolished in this quarter. There have been 27 dilapidated buildings demolished since the start of our enhanced focus
Moose Jaw Agri-Food Industrial Park (AFIP)	<ul style="list-style-type: none"> Developing target company database for market and attraction focus – Gazelle.ai tool to identify expanding companies in value-add ag and clean energy (geothermal) sectors
Great Plains Power Station	<ul style="list-style-type: none"> Quarterly meetings with Burns & McDonnell 500 plus construction workers on site over the next few months to project completion
Canadian Tire	<ul style="list-style-type: none"> Under construction with a Spring 2022 opening
Grayson Business Park	<ul style="list-style-type: none"> Holiday Inn Express under construction with 2022 opening 12 lots and 24 acres un-serviced subdivided land remain available
Donald's Fine Foods	<ul style="list-style-type: none"> Regular meetings with DFF on meeting labour and training needs – connected with Sask Polytech and the RNIP program which will be invaluable for their recruitment initiatives as they require 100 plus new employees and 30 at their existing facility North 49 Foods plant (old XL facility) scheduled to open fall of 2022
Downtown Development	<ul style="list-style-type: none"> Downtown Moose Jaw Association (DMJA) – Working Agreement and Scope of Work re: Economic Development Coordinator Attended DMJA meetings including a public meeting for all downtown businesses and the general public
Old Union Hospital Site	<ul style="list-style-type: none"> Multi-unit housing project – Offer to Purchase land – purchasers completing due diligence
Rural & Northern Immigration Pilot (RNIP)	<ul style="list-style-type: none"> Exploring opportunities to continue the program (set to expire December 31, 2022) Approval of 58 candidates with several additional pending – target 100 (family members over and above this)
Saskatchewan Immigration Nominee Program (SINP)	<ul style="list-style-type: none"> Working with Chinese entrepreneurs supporting the Chamber of Commerce community Bridging Initiative SINP becoming a good option to meet labour needs
Prairie Skies Integration Network (PSIN)	<ul style="list-style-type: none"> Participating on the PSIN Advisory Team, currently working on research project on integration of immigrants in our region
Ukrainian Initiatives	<ul style="list-style-type: none"> Working with Chamber of Commerce and local officials to determine opportunities to bring Ukrainian immigrants to Moose Jaw. Attending regular virtual Runtheworld forums updating Ukraine's



CITY OF MOOSE JAW
PLANNING & DEVELOPMENT SERVICES
QUARTER 1: JANUARY 1, 2022 – MARCH 31, 2022

	<p>business/trade situation</p> <ul style="list-style-type: none"> • Attending live Government Update from Ukraine virtual meetings • Saskatchewan – Ukraine Response virtual meetings – Saskatchewan Association of Immigration Serving Agencies (SAISA)
Invest in Canada	<ul style="list-style-type: none"> • Participated in Invest in Canada's Spotlight on Saskatchewan and presented Moose Jaw's story and competitive advantages to Investment Offices in the Americas, Europe and Asia
Sask Polytech	<ul style="list-style-type: none"> • New Ag Program announced, beginning in 2022 • Lease of Agri-Food Industrial Park lands to support Sask Polytechnic's Ag Program
Indigenous Engagement	<ul style="list-style-type: none"> • Researching Indigenous Engagement Framework to be developed in 2022, led by the new Economic Development Coordinator • Researching Indigenous Tourism opportunities • Attended the FHQ Developments virtual Indigenous Ec Dev Forum
Other	<ul style="list-style-type: none"> • Cultural Plan Project Team participation – economic development and placemaking important components • Submitted Relocation Guide new look to EDAC 2021 Marketing Awards Competition
Westheath School	<ul style="list-style-type: none"> • Working with School Boards to complete Westheath subdivision application, rezoning application, joint-use agreement, sales agreement and cell tower replacement
Official Community Plan (OCP) and Zoning Bylaw	<ul style="list-style-type: none"> • Preparing RFP for new OCP and Zoning Bylaw
Training and Conferences	<ul style="list-style-type: none"> • Building Official Spring Conference in Weyburn • MOMENTUM Planning Conference • Heritage for Economic and Community Development Webinar • Gazelle.ai Investment Attraction Program training • Attended EDAC, IEDC and SEDA virtual conferences



CITY OF MOOSE JAW
PLANNING & DEVELOPMENT SERVICES
QUARTER 1: JANUARY 1, 2022 – MARCH 31, 2022

Statistical Information:

Building Permit Values

1 st Quarter	2022	2021	2020
Total Building Permit Values	\$3,878,165	\$9,941,627	\$2,763,938

Year-to-Date Building Permit Values

	Residential	Commercial & Industrial	Institutional	Value of Building Permits
YTD Jan 1 – Mar 31, 2022	\$1,593,165	\$2,245,000	\$40,000	\$3,878,165
YTD Jan 1 – Mar 1, 2021	\$6,874,364	\$2,993,263	\$74,000	\$9,941,627
YTD Jan 1 – Mar 31, 2020	\$1,042,773	\$1,644,316	\$76,849	\$2,763,938

Year-to-Date Total Building Permits

2022	2021
28	48

Building, Demolition, Sign and Moving Permits Issued

1 st Quarter	2022	2021	2020
Accessory Buildings	5	5	5
Apartments/Condos	0	2	4
Demolition Permits	1	7	4
Government/Institutional	1	2	3
Industrial/Commercial	12	15	19
Residential	9	17	16
Total Building Permits	28	61	52
Moving Permits	0	0	0
Sign Permits	4	12	7
Occupancy Permits	3	11	6
Business Licenses	19	N/A	N/A



CITY OF MOOSE JAW
PLANNING & DEVELOPMENT SERVICES
QUARTER 1: JANUARY 1, 2022 – MARCH 31, 2022

Building and Bylaw Enforcement Inspections

1 st Quarter	2022 (YTD)	2021 (YTD)	2020 (YTD)
Building Inspections			
Building Bylaw	3 (3)	3 (3)	16 (16)
Building Permits	73 (73)	90 (90)	123 (123)
Property Maintenance & Nuisance	3 (3)	19 (19)	9 (9)
Business License	6 (6)	0 (0)	2 (2)
Other	0 (0)	3 (3)	0 (0)
Subtotal	85 (85)	115 (115)	159 (159)
Bylaw Enforcement Inspections			
Animal Enforcement	1 (1)	11 (11)	5 (5)
Boulevard	3 (3)	4 (4)	70 (70)
Miscellaneous	4 (4)	4 (4)	1 (1)
Property Maintenance & Nuisance	135 (135)	145 (145)	217 (217)
Clean Sidewalks	82 (82)	10 (10)	10 (10)
Zoning	3 (3)	13 (13)	10 (10)
Other	20 (20)	44 (44)	18 (18)
Subtotal	248 (248)	231 (231)	331 (331)
Grand Total	333 (333)	346 (346)	490 (490)

Business Licenses

1 st Quarter	2022 (YTD)	2021 (YTD)	2020 (YTD)
New	48 (48)	64 (64)	45 (45)
Renewed	1524 (1524)	1509 (1509)	1650 (1650)
Closed	90 (90)	33 (33)	117 (117)



CITY OF MOOSE JAW
PLANNING & DEVELOPMENT SERVICES
QUARTER 1: JANUARY 1, 2022 – MARCH 31, 2022

Humane Society

CATS

1 st Quarter	2022 (YTD)	2021 (YTD)	2020 (YTD)
BTS - Stray	28 (28)	36 (36)	54 (54)
BTS - Surrender	11 (11)	24 (24)	22 (22)
ACO - Stray	17 (17)	21 (21)	6 (6)
ACO - DOA	3 (3)	1 (1)	4 (4)
APC	0 (0)	7 (7)	0 (0)
Transfer	1 (1)	15 (15)	16 (16)
Totals	60 (60)	104 (104)	102 (102)

DOGS

1 st Quarter	2022 (YTD)	2021 (YTD)	2020 (YTD)
BTS - Stray	13 (13)	11 (11)	14 (14)
BTS - Surrender	9 (9)	16 (16)	14 (14)
ACO - Stray	26 (26)	25 (25)	19 (19)
ACO - DOA	0 (0)	0 (0)	0 (0)
APC	3 (3)	2 (2)	0 (0)
Transfer	22 (22)	10 (10)	23 (23)
Totals	73 (73)	64 (64)	70 (70)

Legend

BTS - Brought to Shelter
 ACO - Animal Control Pickup
 DOA- Dead on Arrival
 APC - Animal Protection Call

Tenders/RFPs

- None to report



CITY OF MOOSE JAW
PLANNING & DEVELOPMENT SERVICES
QUARTER 1: JANUARY 1, 2022 – MARCH 31, 2022

Planning Applications

Subdivision	Description	Status	Approved/Denied
February	331 Main St N	Complete	Approved
Discretionary Use	Description	Status	Approved/Denied
March	1300 Lakeview Rd	Complete	Approved



CITY OF MOOSE JAW

PUBLIC WORKS & UTILITIES DEPARTMENT

QUARTER 1: JANUARY 1, 2022 – MARCH 31, 2022

HIGHLIGHTS:

- Completed two priority snowplows with snow haul on schedule as per Winter Maintenance Policy.
- Yara Centre added to regular fixed route service; Saturday regular transit service was removed.

Water Main Breaks	2022 Q1	2021 Q1	2022 YTD	2021 YTD
	21	21	21	21

Solid Waste	Recycling Diversion Q1		Landfill Tonnage Received Q1 2021 to 2022			
	2022	2021	Total	Residential	Commercial	Private
	*19.0%	16.9%	-16.8%	-13.9%	-14.5%	-29.8%

*Recycling tonnage was flat year over year, residential waste tonnage collected was down 13.9%.

REQUEST FOR SERVICE STATISTICAL INFORMATION:

Citizen Issues	Number Received in Q1	Outstanding	Resolved	% Resolved
Animal Control	22	0	22	100.0%
Garbage	330	1	329	99.7%
Parking Meter Issues	28	0	28	100.0%
Recycling	50	0	50	100.0%
Sewer	22	2	20	90.9%
Sidewalks	44	11	33	75.0%
Streets & Roads	869	0	869	100.0%
Transit	3	0	3	100.0%
Water	94	6	88	93.6%
Winter Maintenance	546	0	546	100.0%
Total	2,008	21	1,987	99.0%



CITY OF MOOSE JAW
PUBLIC WORKS & UTILITIES DEPARTMENT
QUARTER 1: JANUARY 1, 2022 – MARCH 31, 2022

SEWER & WATER:

<i>*million imperial gallons</i>	January	February	March	2022 Q1 Total	2021 Q1 Total
Wastewater Treated	74.8	66.8	89.4	231.0	203.9
Treated Water Pumped	78.1	71.5	80.6	230.2	229.8

SANITATION:

<i>*Tonnes of refuse collected</i>	January	February	March	2022 Q1 Total	2021 Q1 Total
Commercial	1,113.5	1,014.6	1,572.3	3,700.4	4,326.3
Private	257.9	213.0	326.2	797.0	1,134.8
Residential	468.9	394.7	505.4	1,369.0	1,589.6
Total	1,840.2	1,622.3	2,403.9	5,866.4	7,050.7

TOTAL RECYCLING INTAKE:

	January	February	March	2022 Q1 Total	2021 Q1 Total
Bulk	20,210	14,520	19,660	64,390	42,451
Curbside	92,716	79,076	106,057	277,849	287,342
Total Kgs	112,926	93,596	125,717	332,239	329,793
Allowable	108,884	90,692	121,785	321,361	321,303



CITY OF MOOSE JAW
PUBLIC WORKS & UTILITIES DEPARTMENT
QUARTER 1: JANUARY 1, 2022 – MARCH 31, 2022

TRANSIT:

Fixed Route Transit Ridership				
Month	Total	Average One-Way Trips/Day	Demographic	% Total Ridership
January	10,380	494	Adult	52.5%
			Student	37.5%
			Senior	7.5%
			Child/No Charge	2.5%
February	10,725	564	Adult	52.5%
			Student	38.4%
			Senior	6.3%
			Child/No Charge	2.7%
March	15,534	675	Adult	51.3%
			Student	40.5%
			Senior	6.0%
			Child/No Charge	2.2%
2022 Q1 Total	36,639	578		

Fixed Route Transit Fares					
Month	Total	Fare Type	2022	2021	% Change
January	4,844	Cash Fares	3045	3385	+4%
		Tickets Used	1059	1277	
		Transfers	740	N/A	
	5,536	Passes	5293	N/A	*N/A
		Child/No Charge	243	N/A	
February	4,727	Cash Fares	2816	1837	+58%
		Tickets Used	1095	788	
		Transfers	816	364	
	5,998	Passes	5,717	N/A	*N/A
		Child/No Charge	281	N/A	
March	5,891	Cash Fares	3589	2879	+30%
		Tickets Used	1310	1105	
		Transfers	992	536	
	9,643	Passes	9,292	N/A	*N/A
		Child/No Charge	351	N/A	
Total	36,639				

*No comparable data available for Passes & Child/No Charge fares in 2021



CITY OF MOOSE JAW
PUBLIC WORKS & UTILITIES DEPARTMENT
QUARTER 1: JANUARY 1, 2022 – MARCH 31, 2022

Paratransit Ridership			
Month	2022	2021	% Change
January	2,157	856	+152%
February	1,851	1,080	+71%
March	2,184	1,652	+32%
Total	6,192	3,588	+73%

Transit Pass Sales					
Month	Total	Pass Type	2022	2021	% Change
January	287	Transit Monthly	214	135	+50%
		Paratransit Monthly	32	19	
		Seniors Annual	41	38	
February	251	Transit Monthly	225	142	+45%
		Paratransit Monthly	23	22	
		Seniors Annual	3	9	
March	290	Transit Monthly	255	163	+52%
		Paratransit Monthly	33	22	
		Seniors Annual	2	6	
Total	828		828	556	+49%

TENDERS AWARDED:

Tender/RFP	Name of Awarded Bidder	Award Amount	Budget Amount
Paratransit Bus	The Bus Centre	\$159,371	\$159,371
Tandem Truck	Warner Industries Ltd.	\$169,388	\$195,000