

ATTACHMENT 1

Proposed Monument Regulations
Rosedale Cemetery and Moose Jaw Cemeteries

Monument Regulations



**Rosedale Cemetery
&
Moose Jaw Cemeteries**

Table of Contents

Definitions	3
General Cemetery Monument Regulations.....	3
Work Initiated Before Approval.....	3
Authorization.....	3
Hours of Installation	3
Monument Permits.....	3
Monument Permit Fee.....	4
Monument Companies.....	4
Monument Installations	4
Flagging Graves for Installation	5
Monument Assembly	5
Monument Inscriptions	5
Memorialization of Social Services Graves.....	5
Memorialization of Individuals Not Buried in the Cemetery.....	5
Additional Inscriptions on Monuments.....	5
Sub-Bases	6
Removal of Monuments.....	6
Footstones and Cornerstones	6
Ornaments on Graves.....	6
Pictures and Photographs	6
Plaques.....	7
Urn Inside Monument	7
Columbarium Memorialization.....	7
Scattering Garden Memorialization.....	7
Monument Maintenance	7
Monument Regulations for Rosedale Cemetery	8
Blocks 1-9, Block 10 (Lots 1-7 and 9-15), Block 11 (Lots 1- 169), Blocks 15-19, Blocks 21-23.....	8
Block 12, Block 13, Block 24, Block 25.....	9
Block 14	10
Block 20	11
Block 36, Block 38, Block 39	12
Block 40	13
Veterans' Graves - Block 10 (Lots 8 and 8A), Block 11 (Lots 184-201), Block 11A	14
Veteran's Graves – Block 37	15
Children's Graves.....	16
Community Graves.....	17
Monument Regulations for the Moose Jaw Cemeteries – Old and New.....	18
All Sections with the exception of Moose Jaw New, Block 12	18
Veteran Graves – Moose Jaw New, Block 12.....	19
FORM A – Monument Permit Application.....	20
FORM B – Registration Record Application	21
FORM C – Authorization to Move or Remove Monument	22

CITY OF MOOSE JAW CEMETERY MONUMENT REGULATIONS

Definitions

In these regulations:

"Bylaw" means The Cemetery Bylaw;

"Cemetery Office" means the office located within the Parks & Recreation Department at City Hall;

"ornament(s)" includes flower holders or vases, solar lights, crosses, statues and any other decorative item that meets the requirements under section 20) 2. of these regulations.

Words or expressions defined in section 2 of the Bylaw have the same meaning in these regulations.

General Cemetery Monument Regulations

Work Initiated Before Approval

The City accepts no responsibility for any monument work initiated prior to the approval of the monument permit application. Any monument installed prior to approval are subject to removal by Cemetery staff. The City is not responsible for any monuments constructed/ordered before approval of the permit.

Authorization

The Licensee or their Authorized Decision-Maker shall be the authority with respect to the requested placement of a monument on a grave. The City does not accept any responsibility for resolving disputes between surviving family members or friends resulting from the placement of a monument.

Hours of Installation

Only monument work approved by a monument permit application submitted to the Cemetery Office shall be carried out. Any work to be carried out other than during normal business hours of the Cemetery as listed in the Bylaw, requires approval of the Director.

Monument Permits

The City of Moose Jaw Monument Permit Application ("Form A"), is required for the installation or any physical alteration of a foundation, base, sub-base or monument.

Alterations include but are not limited to:

- the addition of a vase;
- the inscription of additional names; or
- the addition of a cast bronze plaque.

Monument Permit Applications shall be submitted by a monument company and must be signed

by the Licensee or their Authorized Decision-Maker.

In the case of a social services or community grave where the City retains the ownership of the grave, Monument Permit Applications shall be signed by the Authorized Decision-Maker of the deceased.

A Monument Permit Application is not required if only a date of death is being engraved for an existing name on a monument.

Monument Permit Fee

Monument permit fees shall be established as follows:

- one (1) permit fee for installation in blocks without existing foundation; and
- one (1) permit fee for installation in blocks where the foundation is supplied by the City (*Blocks 36, 38, 39 and 40 of Rosedale and Block 12 of Moose Jaw New*).

Monument Permit Applications for alterations to existing foundations, bases, sub-bases or monuments shall be charged the fee for installation in blocks without existing foundation.

The payment of the monument permit fee is due at the time application is made.

Monument Companies

Companies installing monuments in City Cemeteries are required to provide the City with the following:

- City of Moose Jaw business license;
- letter of good standing from the Workers Compensation Board; and
- proof of a Commercial Liability Insurance policy in the amount of \$5 Million with the City of Moose Jaw named as an additional insured.

Monument Installations

Monument installation must wait a minimum of one year after a casket burial has taken place in the grave to allow the ground to settle and be topped up as required. The exception is in blocks where foundation is supplied by the City.

Unless authorized by the Director, alterations to an existing monument require that all current monument regulations be met and must include a foundation, base and monument.

The monument company is responsible for the installation of all foundations, bases, sub-bases, monuments, cast bronze plaques, vases, and any other monument work.

All persons employed in the erection of monuments or in doing any other work on a grave or plot in the Cemeteries, shall be subject to the direction and control of the Cemetery Supervisor and shall be responsible for the cost of restoration or repair of any damages to the Cemetery grounds or fixtures resulting from their actions.

No person shall place or erect any monument or marker or make any alterations to any structure in the Cemeteries unless the following conditions have been met:

- Monument Permit Application has been submitted to the City and approved;
- the Cemetery Supervisor has flagged the center of each grave location where the monument is to be installed.

Monuments are placed in the Cemetery at the risk of the Licensee or the applicant. The City accepts no responsibility for theft or damage resulting from vandalism.

The City accepts no responsibility for degrading of markers and monuments due to normal wear or deterioration.

Flagging Graves for Installation

Cemetery staff will flag the location for new markers/monuments within seven (7) business days of the application being approved. *(Subject to weather and cemetery conditions)*

Monument Assembly

Any monument erected must have the base and monument joined, front and back, by use of a non-permanent setting compound. Monuments cannot be permanently attached or pinned to the concrete foundation.

Monument Inscriptions

The name(s) inscribed on the front a monument must match the name(s) corresponding to the Cemetery records for burials and reserves in the grave(s).

Inscriptions on the back of monuments are subject to the following:

- only short verses and/or one (1) small message is permitted;
- only one (1) surname is permitted; and
- no reference to date of birth or death permitted.

Inscriptions are subject to any exceptions identified within the Monument Regulations.

Memorialization of Social Services Graves

Monuments are permitted on social services graves without recovery of the previous forgiven license fee.

Monuments placed on double depth social services graves must have room to accommodate the name of the second individual interred within the grave.

Memorialization of Individuals Not Buried in the Cemetery

Where a monument is to be erected or altered as a memorial to a person not interred in the Cemetery, the Registration Record Form ("Form B"), must be completed and submitted to the Cemetery Office.

Fees for the registration of monument inscriptions for persons buried elsewhere are applicable as per the current Cemetery Rates and Fees.

The monument permit fee (without foundation) is applicable for the alterations to the monument.

Additional Inscriptions on Monuments

At the request of the Licensee or the Authorized Decision-Maker, the names of individuals buried in the plot may be added to the front of an existing monument. A Monument Permit Application must be completed and submitted to the Cemetery Office.

The monument permit fee (without foundation) is applicable for the alterations to the monument.

Sub-Bases

Sub-bases are not permitted in areas of the Cemetery where pillow/sloped monuments are required such as Block 40, Block 14 and Block 20 (Lots 1 – 79).

Only one (1) sub-base is permitted and must meet the following requirements:

- must be installed between the existing base and the monument;
- can be the same size as the existing base, but not larger than the existing base;
- the base, sub-base and monument must not exceed a total height of 36";
- rock-pitched sides are not required but the original base must be rock-pitched; and
- sub-base must be made of granite.

Removal of Monuments

No monument may be moved or removed from or within the Cemetery without an Authorization to Remove Monument form ("Form C"), being completed by the Licensee or their Authorized Decision-Maker and provided to the Cemetery Office.

Footstones and Cornerstones

Footstones and cornerstones are generally not permitted.

Matching footstones are permitted on existing family plots where one or more footstones presently exist. New installations must be same size, shape and colour to match the existing and require a foundation. There must be a 6" border on all four sides of the footstone around the foundation. If adding or altering more than one (1) footstone, a continuous strip foundation is recommended.

No cornerstone(s) indicating the boundaries of any grave or plot shall be permitted, except where the boundaries of any grave currently exist.

Ornaments on Graves

Ornaments are not permitted in Old Veteran Sections, Blocks 10 (Lot 8 & 8A), Block 11 (Lots 184-193) and Block 11A.

Ornaments may be permitted in all other Cemetery sections outside of the Old Veteran Sections, so long as they meet the following requirements:

- they must be made of a durable material;
- they must be permanently secured to the base, sub-base or monument;
- they must not overhang edges of base;
- they must be permanently affixed and positioned so that no part extends beyond the length or width of the base;
- marble or granite vases shall be restricted to a minimum thickness of 1" at any point; and
- vases are not permitted to be more than 6" higher than a monument with a total height limit of 36" from the ground.

Pictures and Photographs

Pictures are to be countersunk to a depth that leaves approximately 1/8" extending from the face or front of a monument, securely fastened and completely sealed with monument setting compound. The use of frames, covers or fasteners are not permitted.

Plaques

Only cast bronze plaques or scrolls with cast letters are permitted, provided they are secured in a manner that ensures they will not separate from the monument, base or sub-base. If installed on the top of the base, cannot overhang the base.

Urn Inside Monument

Cremated remains in an urn can be interred inside of a monument, base or sub-base.

Only one (1) urn is permitted within the headstone area.

The monument would need to comply with the current monument regulations and a Monument Permit Application would need to be completed, submitted and approved prior to installation.

Columbarium Memorialization

Memorialization is permitted on the front of the columbarium niches and the cost is in addition to the license fee per the Cemetery Rates. Memorialization arrangements are to be made by contacting the Cemetery Office.

A niche cannot be engraved for preneed purposes except in the case of a double memorial where one interment has already taken place. A niche cannot be returned to the City if engraved.

Columbarium vases must be arranged directly with the Cemetery Office. Cost will be in addition to the license fee and memorialization fee per the Cemetery Rates.

Scattering Garden Memorialization

Scattering garden memorialization is permitted by way of a plaque being installed on the ends of the North and South outdoor columbaria facing the Scattering Garden. Plaques will be standardized, and the cost is in addition to the scattering fee per the Cemetery Rates.

Memorialization plaque orders are to be arranged by contacting the Cemetery Office.

Monument Maintenance

The Licensee or the Authorized Decision-Maker shall have the right and obligation to preserve and maintain any monument placed in the Cemetery under the terms pursuant in the Bylaw and these monument regulations which may be amended by City Council from time to time.

The City shall not be liable for the loss of or damage to any monument, marker, or other object located in the Cemetery and reserves the right to temporarily move or remove any monument or marker for the purposes of performing necessary maintenance and/or for opening graves.

Should any permanent marker or monument placed in the Cemeteries be in a state of disrepair, the following steps will be taken:

- the Director will give notice in writing to the Licensee or next of kin to have the monument or marker repaired within 90 (ninety) days from the date of the said notice;
- should the owner fail to comply with the notice, the Director or their designate will determine the course of action;
- if repair is not possible, the monument or pieces of the monument will be buried within the Cemetery and the Cemetery will record this action.

Monument Regulations for Rosedale Cemetery

Blocks 1-9

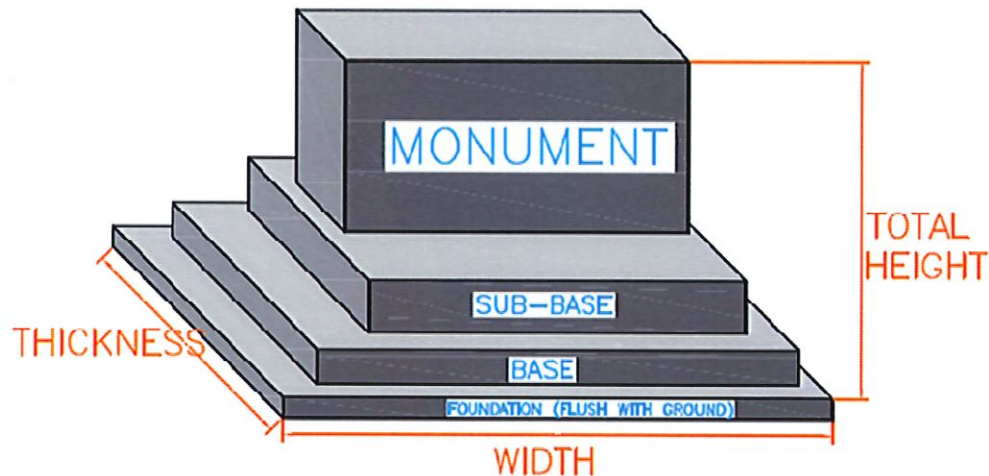
Block 10 (Lots 1-7 and 9-15)

Block 11 (Lots 1- 169)

Blocks 15-19

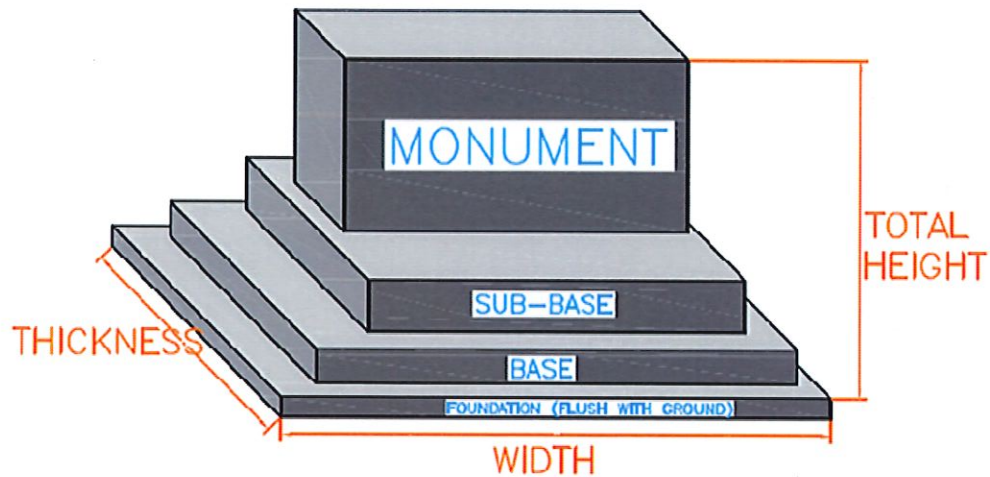
Blocks 21-23

<u>Foundation</u>	<u>Base</u>	<u>Monument</u>
<ul style="list-style-type: none"> -Max 4'0" wide -Max 2'6" thick -Concrete or granite -Min 3" high -Installed flush with ground -Centered on the grave(s) 	<ul style="list-style-type: none"> -Min 6" high -Granite -Rock pitched on all four sides <p><u>Single Foundation</u> (Covers only 1 grave)</p> <ul style="list-style-type: none"> -6" border on all four sides <p><u>Continuous Foundation</u> (Covers multiple graves)</p> <ul style="list-style-type: none"> -6" border on all exposed sides -min 3" between bases 	<ul style="list-style-type: none"> -Any monument style accepted (upright, sloped, flat) -Granite or marble -Cannot be larger than the base <p><u>Upright Monuments</u> -Min 1'0" wide x 3" thick x 1'0" high</p> <p><u>Sloped Monuments</u> -Min 1'0" wide x 1'0" thick x 6"/4" slope</p> <p><u>Flat Monuments</u> -Min 1'0" wide x 1'0" thick x 4" high</p> <p><i>Total height of the base, sub-base, and monument must not exceed 36"</i></p>



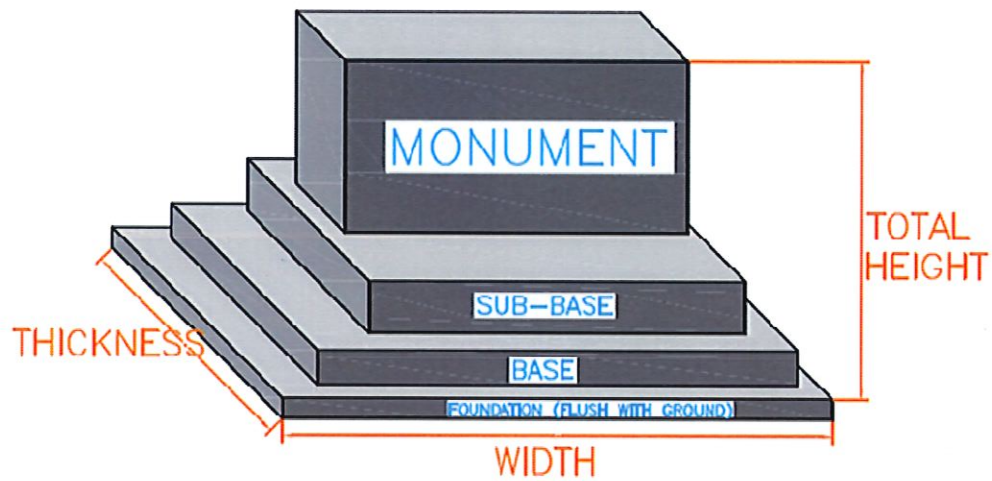
Block 12
Block 13
Block 24
Block 25

Foundation	Base	Monument
<ul style="list-style-type: none"> -Max 3'9" wide -Max 2'6" thick -Concrete or granite -Min 3" high -Installed flush with ground -Centered on the grave(s) 	<ul style="list-style-type: none"> -Min 6" high -Granite -Rock pitched on all four sides <p><u>Single Foundation</u> (Covers only 1 grave)</p> <ul style="list-style-type: none"> -6" border on all four sides <p><u>Continuous Foundation</u> (Covers multiple graves)</p> <ul style="list-style-type: none"> -6" border on all four sides -min 3" between bases 	<ul style="list-style-type: none"> -Any monument style accepted (upright, sloped, flat) -Granite or marble -Cannot be larger than the base <p><u>Upright Monuments</u></p> <ul style="list-style-type: none"> -Min 1'0" wide x 3" thick x 1'0" high <p><u>Sloped Monuments</u></p> <ul style="list-style-type: none"> -Min 1'0" wide x 1'0" thick x 6"/4" slope <p><u>Flat Monuments</u></p> <ul style="list-style-type: none"> -Min 1'0" wide x 1'0" thick x 4" high <p>Total height of the base, sub-base, and monument must not exceed 36"</p>



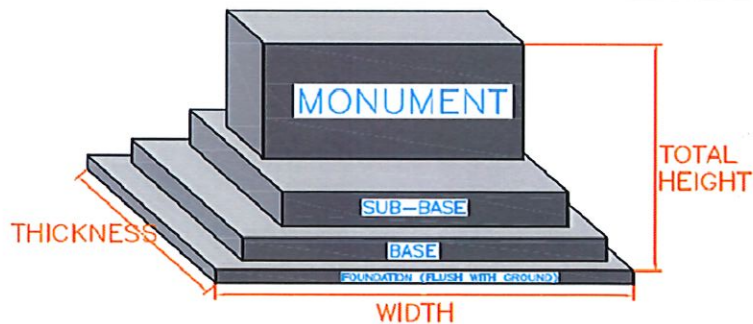
Block 14

Foundation	Base	Monument
<ul style="list-style-type: none"> -Max 4'0" wide -Max 2'6" thick -Concrete or granite -Min 3" high -Installed flush with ground -Centered on the grave(s) 	<ul style="list-style-type: none"> -Min 6" high -Granite -Rock pitched on all four sides <p><u>Single Foundation</u> (Covers only 1 grave)</p> <ul style="list-style-type: none"> -6" border on all four sides <p><u>Continuous Foundation</u> (Covers multiple graves)</p> <ul style="list-style-type: none"> -6" border on all four sides -min 3" between bases 	<ul style="list-style-type: none"> - Only sloped monuments accepted -Granite or marble -Cannot be larger than the base -Sloping must be 6"/3" up to 8"/5" -Exception is an open book bible design slope of 8" varying to 9" x 5" varying to 6" <p>Sub-bases are not permitted</p>



Block 20

Foundation	Base	Monument
<ul style="list-style-type: none"> -Max 4'0" wide -Max 2'6" thick -Concrete or granite -Min 3" high -Installed flush with ground -Centered on the grave(s) 	<ul style="list-style-type: none"> -Min 6" high -Granite -Rock pitched on all four sides <p><u>Single Foundation</u> (Covers only 1 grave)</p> <ul style="list-style-type: none"> -6" border on all four sides <p><u>Continuous Foundation</u> (Covers multiple graves)</p> <ul style="list-style-type: none"> -6" border on all exposed sides -min 3" between bases 	<p><u>Lots 1 – 79</u></p> <ul style="list-style-type: none"> -Only sloped monuments accepted -Granite or marble -Cannot be larger than the base -Sloping must be 6"/3" up to 8"/5" -Exception is an open book bible design slope of 8" varying to 9" x 5" varying to 6" <p>Sub-bases are not permitted</p> <p><u>Lots 80 – 237</u></p> <ul style="list-style-type: none"> -Any monument style accepted (upright, sloped, flat) -Granite or marble -Cannot be larger than the base <p><u>Upright Monuments</u></p> <ul style="list-style-type: none"> -Min 1'0" wide x 3" thick x 1'0" high <p><u>Sloped Monuments</u></p> <ul style="list-style-type: none"> -Min 1'0" wide x 1'0" thick x 6"/4" slope <p><u>Flat Monuments</u></p> <ul style="list-style-type: none"> -Min 1'0" wide x 1'0" thick x 4" high <p>Total height of the base, sub-base, and monument must not exceed 36"</p>

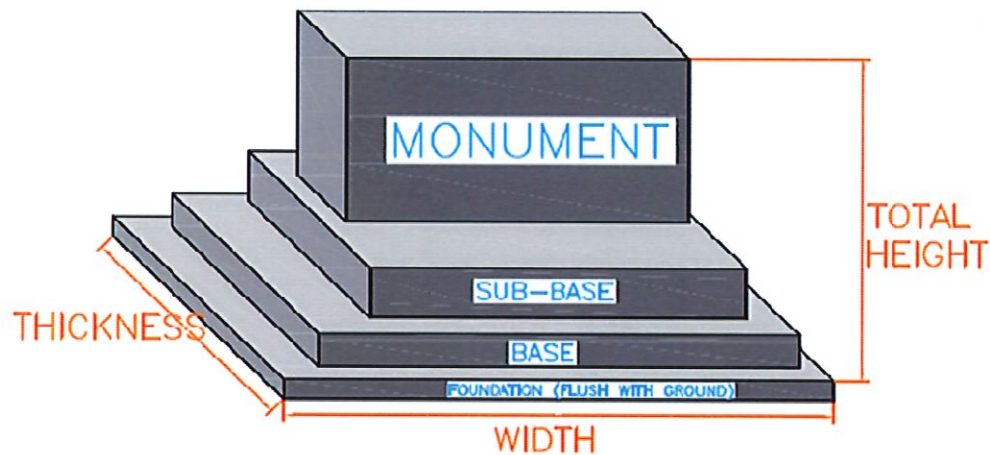


Block 36

Block 38

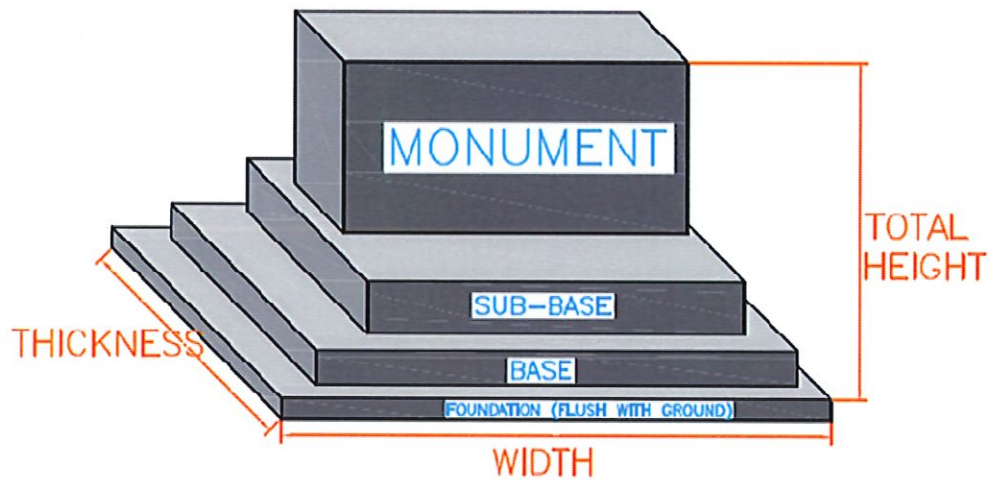
Block 39

Foundation	Base	Monument
<ul style="list-style-type: none"> -Existing foundation is provided -4'0" wide -2'0" thick 	<ul style="list-style-type: none"> -Min 6" high -Granite -Rock pitched on all four sides -Set 6" from the front of the foundation with a min of 3" border on each side and 1" on the back except last monument of each foundation strip must have 6" border on the exposed end 	<ul style="list-style-type: none"> -Any monument style accepted (upright, sloped, flat) -Granite or marble -Cannot be larger than the base <p><u>Upright Monuments</u></p> <ul style="list-style-type: none"> -Min 1'0" wide x 3" thick x 1'0" high <p><u>Sloped Monuments</u></p> <ul style="list-style-type: none"> -Min 1'0" wide x 1'0" thick x 6"/4" slope <p><u>Flat Monuments</u></p> <ul style="list-style-type: none"> -Min 1'0" wide x 1'0" thick x 4" high <p>Total height of the base, sub-base, and monument must not exceed 36"</p>



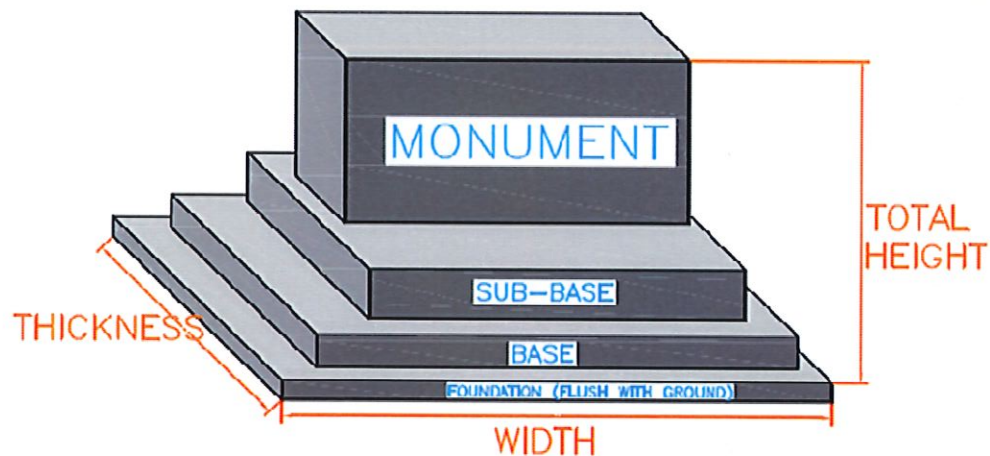
Block 40

Foundation	Base	Monument
<ul style="list-style-type: none"> -Existing foundation is provided -3'9" wide -2'0" thick 	<ul style="list-style-type: none"> -6" high -Granite -Rock pitched on all four sides -Centered on the foundation over the grave -Set 6" from front of foundation with a min of 3" border on each side and 1" on back except at the end of the strip foundation which must have 6" border on exposed end 	<ul style="list-style-type: none"> -Only sloped monuments accepted -Granite or marble -Only 1 monument permitted per grave -Cannot be larger than the base -Min 1'0" wide x 1'0" thick -Sloping must be 6"/4" up to 8"/5" -Exception is an open book bible design slope of 8" varying to 9" x 5" varying to 6" <p>Sub-bases are not permitted</p>



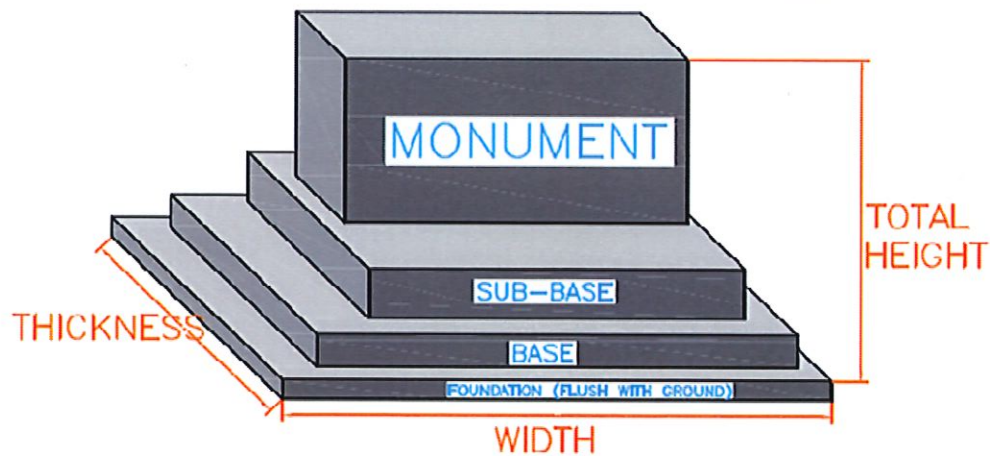
Veterans' Graves
Block 10 (Lots 8 and 8A)
Block 11 (Lots 184-201)
Block 11A

<u>Foundation</u>	<u>Base</u>	<u>Monument</u>
<ul style="list-style-type: none"> -Max 4'0" wide -Max 2'6" thick -Concrete or granite -Min 3" high -Installed flush with ground -Centered on the grave(s) 	<ul style="list-style-type: none"> -No base is permitted 	<ul style="list-style-type: none"> -Only upright monuments accepted -Barre grey granite -Tablet must be 15" wide x 3" thick x 39" high (32" above the ground) -Allows for memorialization of 1 person other than the veteran, (such as their spouse, child or grandchild), by allowing a cast bronze plaque or inscription to be installed on the front or back of the upright tablet, if space permits -Such plaque or inscription may include the name, year of birth, and year of death of the memorialized person -A standard font must be used.



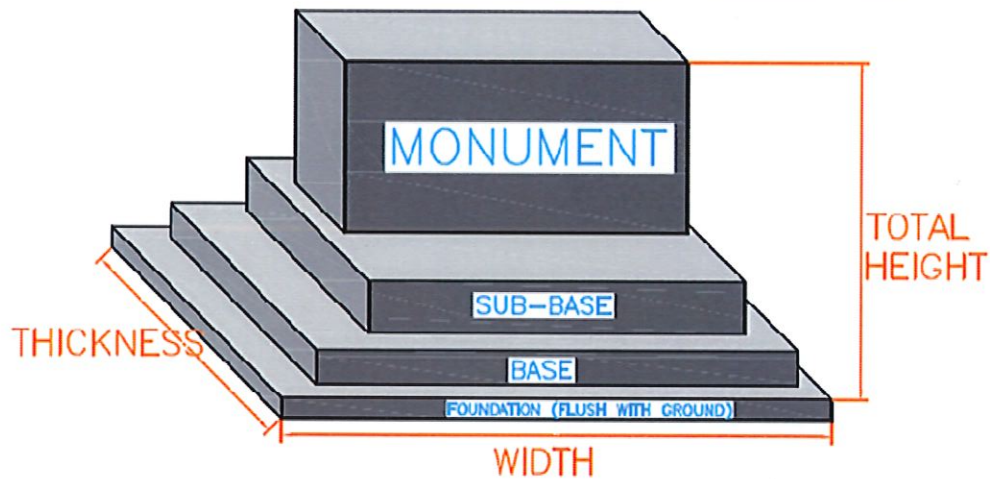
**Veteran Graves
Block 37**

Foundation	Base	Monument
<p>-Existing foundation is provided</p> <p>-4'0" wide</p> <p>-2'0" thick</p>	<p>-Min 4" high</p> <p>-Granite</p> <p>-Rock pitched on all four sides</p> <p>-Centered on the foundation over the grave</p> <p>-Set 6" from front of foundation with a min of 3" border on each side and 1" on back except at the end of the strip foundation which must have 6" border on exposed end</p>	<p>-Only sloped monuments accepted</p> <p>-Barre grey granite</p> <p><u>Single Grave</u></p> <p>-Min 1'8" wide x 1'0" thick x 6"/4" slope</p> <p><u>Double Grave</u></p> <p>-Min 2'6" wide x 1'0" thick x 6"/4" slope</p> <p>-Inscription on the veteran monument must include the veteran's rank, unit served in, service number, and a Latin cross or emblem of armed forces</p> <p>-Inscription on spouse monument is freedom of choice</p> <p>-The memorialization on the veteran monument of one person (such as, their spouse, child, or grandchild) other than the veteran is permitted by allowing a cast bronze plaque or inscription to be installed on the top of the base</p> <p>-Photos are permitted to be placed on the monument so long as they comply with the conditions set out in these monument regulations.</p>



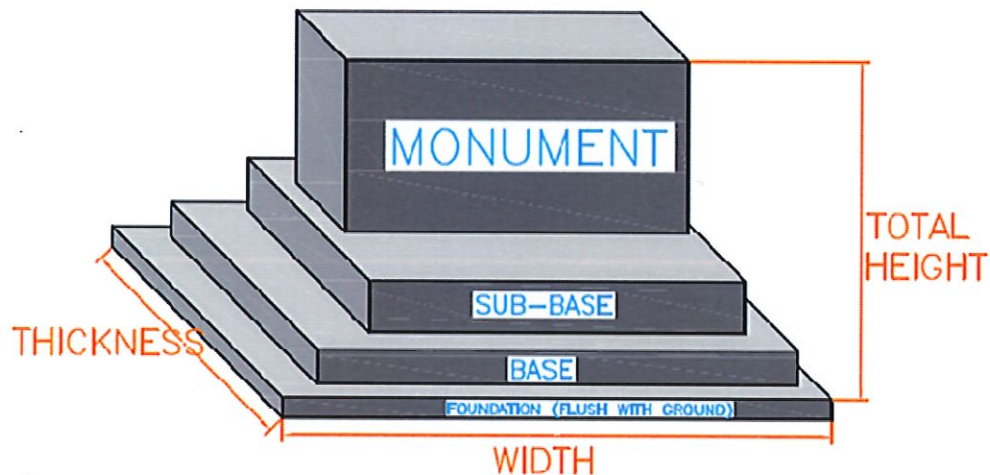
Children's Graves

Foundation	Base	Monument
<ul style="list-style-type: none"> -Max 2'6" wide -Max 2'0" thick -Concrete or granite -Min 3" high -Installed flush with ground -Centered on the grave(s) 	<ul style="list-style-type: none"> -Min 4" high -Granite -Rock pitched on all four sides -4" border on all four sides 	<ul style="list-style-type: none"> - Any monument style accepted (upright, sloped, flat) -Granite or marble -Cannot be larger than the base <p><u>Upright Monuments</u> -Min 1'0" wide x 3" thick x 8" high</p> <p><u>Sloped Monuments</u> -Min 1'0" wide x 8" thick x 6"/3" slope</p> <p><u>Flat Monuments</u> -Min 1'0" wide x 1'0" thick x 4" high</p> <p>Total height of the base, sub-base, and monument must not exceed 36"</p>



Community Graves

Foundation	Base	Monument
<ul style="list-style-type: none"> -Must not be greater than the width of grave it is serving -Max 2'6" thick -Concrete or granite -Min 3" high -Installed flush with ground -Centered on the grave(s) 	<ul style="list-style-type: none"> -Min 6" high -Granite -Rock pitched on all four sides -6" border on all four sides 	<ul style="list-style-type: none"> -Only sloped monuments accepted -Granite -Must have space to accommodate the names of all 8 children interred -Cannot be larger than the base -Min 1'0" wide x 1'0" thick -Sloping must be 6"/4" up to 8"/5" -Exception is an open book bible design slope of 8" varying to 9" x 5" varying to 6"

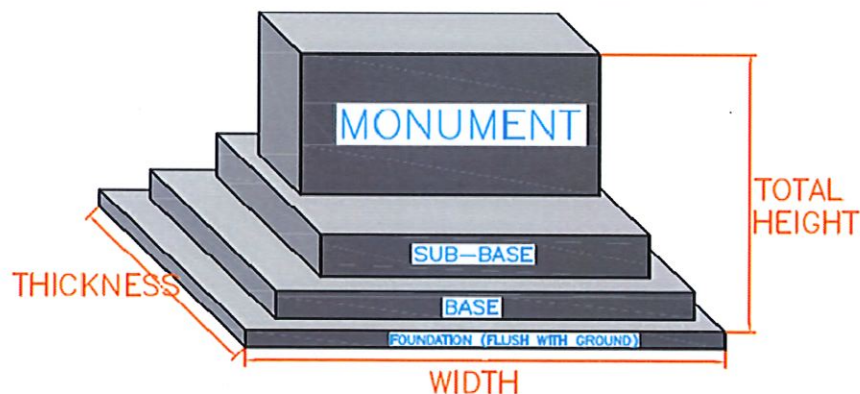


A monument on a community grave automatically becomes the sole property of the City of Moose Jaw, and as such is governed by applicable City and Cemetery rules and regulations.

Monument Regulations for the Moose Jaw Cemeteries – Old and New

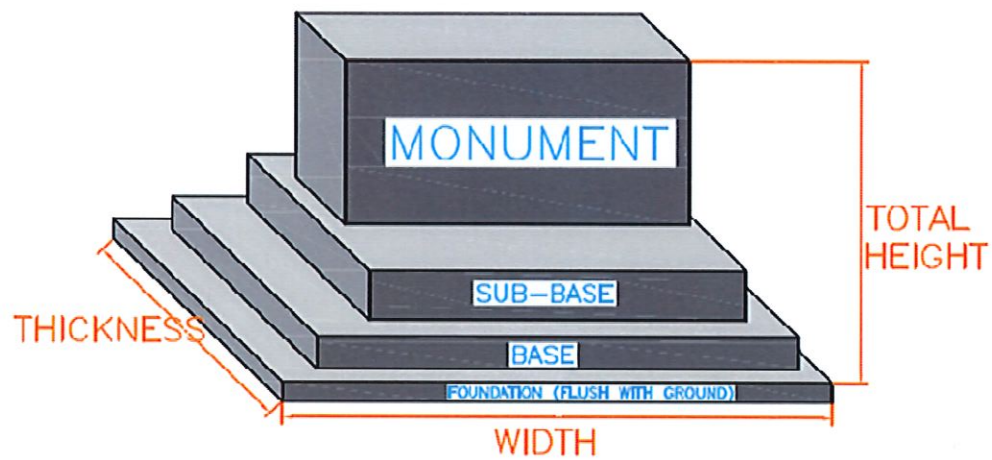
All Sections with exception of Moose Jaw New Block 12 - Veteran Section

<u>Foundation</u>	<u>Base</u>	<u>Monument</u>
<ul style="list-style-type: none"> -Must not be greater than the width of grave it is serving -Must contact the Cemetery Office to determine width of the grave before completing Monument Permit Application (Form "A") -Max 2'6" thick -Concrete or granite -Min 3" high -Installed flush with ground -Centered on the grave(s) 	<ul style="list-style-type: none"> -Granite -Rock pitched on all four sides <p><u>Regular Graves</u></p> <ul style="list-style-type: none"> -Min 6" high <p><u>Single Foundation</u> (Covers only 1 grave)</p> <ul style="list-style-type: none"> -6" border on all four sides <p><u>Continuous Foundation</u> (Covers multiple graves)</p> <ul style="list-style-type: none"> -6" border on all four sides -min 3" between bases <p><u>Children's Graves</u></p> <ul style="list-style-type: none"> -Min 4" high -4" border on all four sides 	<ul style="list-style-type: none"> -Any monument style accepted (upright, sloped, flat) -Granite or marble -Cannot be larger than the base <p><u>Flat Monuments</u></p> <ul style="list-style-type: none"> -Min 1'0" wide x 1'0" thick x 4" high <p><u>Regular Graves</u></p> <p><u>Upright Monuments</u></p> <ul style="list-style-type: none"> -Min 1'0" wide x 3" thick x 1'0" high <p><u>Sloped Monuments</u></p> <ul style="list-style-type: none"> -Min 1'0" wide x 1'0" thick x 6"/4" slope <p><u>Children's Graves</u></p> <p><u>Upright Monuments</u></p> <ul style="list-style-type: none"> -Min 1'0" wide x 3" thick x 8" high <p><u>Sloped Monuments</u></p> <ul style="list-style-type: none"> -Min 1'0" wide x 8" thick x 6"/3" slope <p>Total height of the base, sub-base, and monument must not exceed 36"</p>



**Moose Jaw New
Block 12 - Veteran Section**

Foundation	Base	Monument
-Existing foundation is provided	-No base is permitted	-Only upright monuments accepted -Barre grey granite -Tablet size must be 15" wide x 3" thick x 39" high (32" above the ground)



CITY OF MOOSE JAW

FORM A

MONUMENT PERMIT APPLICATION

Date: _____

Name of Monument Company: _____

Phone and/or Email: _____

**The Applicant certifies that he or she is the current owner/licensee of the burial plot or is the authorized decision-maker as per The Funeral and Cremation Services Act.*

Applicant's Name: _____

Phone and/or Email: _____

Signature of Applicant

Location of Monument:

Cemetery: _____ Block: _____ Lot: _____ Grave(s): _____

Foundation: Width: _____ Thickness: _____ Height: _____
(left to right) (front to back) (top to bottom)

Base: Width: _____ Thickness: _____ Height: _____
(left to right) (front to back) (top to bottom)

Monument: Width: _____ Thickness: _____ Height: _____
(left to right) (front to back) (top to bottom)

Inscribed Name(s): _____

Description of Monument: _____

.....

For Office Use Only:

Application Received: _____ Application Approved: _____
Date Date

Permit Fee: _____ Cemetery Authorized Signature _____

- ☐ Input in Cemetery system (Stone Orchard)
☐ Yellow copy to Cemetery
☐ Invoiced

CITY OF MOOSE JAW

FORM B

REGISTRATION RECORD APPLICATION of Person Buried / Scattered Elsewhere

Deceased Information

Last Name		Given Names		Also Known As	Maiden Name
Street Address			City	Prov.	Postal Code
Date of Birth	Place of Birth (name of city, town, village or R.M.)		Date of Death	Place of Death (name of city, town, village or R.M.)	
Gender	Age	Marital Status	Occupation	Religious Denomination	

Burial Information

Date of Interment		Burial Type [] Regular [] Cremation	
Location of Burial			
Grave Location for Memorialization of Deceased [] Rosedale [] Moose Jaw Old [] Moose Jaw New		Block	Grave
Comments [] Headstone Engraving [] Memorialization Plaque [] Niche Engraving			

NEXT OF KIN OF DECEASED / GRAVE OWNER

Last Name	Given Names	Relationship to Deceased		
Street Address	City	Prov.	Postal Code	Phone No.

I submit herewith application for a record of registration as set forth above and accept responsibility for payment of all charges relating to this application.

Date	Signature of Next of Kin / Grave Owner
------	--

FOR OFFICE USE ONLY

Receipt No. _____

 Registration Fee for person buried elsewhere \$ _____
 GST \$ _____
 TOTAL \$ _____

Payment Made [] Plot Book [] Entered in Stone Orchard []

CITY OF MOOSE JAW
FORM C
AUTHORIZATION TO MOVE OR REMOVE MONUMENT

I _____, being the owner or authorized
(Print Name)
Representative of the owner, hereby authorize

(Monument Company)

to move/remove the monument located on

Block _____ Lot _____ Grave(s) _____ in _____ Cemetery

bearing the name(s) of _____

Details:

(Date)

(Signature)

.....

It is required that you forward a copy of this authorization to the Cemetery Office (cemetery@moosejaw.ca) prior to removal.